

# **HEADWEAR**

PROFESSIONALS

A stylized graphic of a cap, rendered in red and yellow, positioned behind the main text.

**EXPRESS**

# fasttrack

SUPER FAST OFFSHORE PRODUCTION

- 14-21 DAY DELIVERY\*
- LOWER COST THAN STOCK STYLES
- SUBSTANTIAL COST SAVING FOR MULTI-POSITION EMBROIDERY
- STYLES AS PER THIS CATALOGUE
- COMPLEX FINE DETAIL AND 3D EMBROIDERY
- STUNNING LOW MINIMUM ORDER QUANTITIES

\*FROM SAMPLE APPROVAL, SUBJECT TO STOCK AVAILABILITY.

# EXPRESS

AMAZING EXPRESS PRODUCTION FROM CHINA

- MINIMUM 144 CAPS
- EXPRESS 3-4 WEEKS\*
- OVER 180 STYLES, WITH 1000'S OF COLOURS
- NO LIMIT ON EMBROIDERY POSITIONS
- CATALOGUE & PRICE LIST AVAILABLE
- COMPLEX FINE DETAIL AND 3D EMBROIDERY





## STOCKSTYLES

EXTENSIVE STANDARD RANGE OF STYLES

- CAPS AND HATS IN THIS CATALOGUE
- AVAILABLE PLAIN OFF THE SHELF FOR PICK-UP OR DESPATCH TODAY
- DECORATING, PRINTING & EMBROIDERY
- TELL US WHEN YOU NEED IT, WE LOVE URGENT ORDERS!

## Complete CUSTOM

YOU DREAM IT... WE'LL BUILD IT

- LIMITLESS CHOICE
- GREAT PRICE SAVING
- 144 PIECE MINIMUM
- WE ALSO CUSTOMISE BUCKET HATS, BEANIES & VISORS

500+ STYLES

MINIMUM ORDER  
**144  
HATS**  
MINIMUM ORDER



# STEP BY STEP GUIDE TO ORDERING

## 1. CHOOSE STYLE

FIND ONE THAT SUITS FROM OVER 500 IN THIS CATALOGUE

## 2. SELECT COLOUR & FABRIC

SELECT FROM OUR EXTENSIVE RANGE OF FABRICS AND COLOURS

## 3. DECORATE

CHOOSE YOUR DECORATION, PRINT, EMBROIDERY (2D OR 3D)

## 4. APPROVE SAMPLE

AN EMAIL SAMPLE WILL BE SENT FOR APPROVAL BEFORE PRODUCTION

## 5. SIT BACK & RELAX!

AS YOU KNOW YOUR ORDER IS WITH THE HEADWEAR PROFESSIONALS



# COLOUR GUIDE



## BRUSHED HEAVY COTTON



## SPORTS TWILL



## KNITTED ACRYLIC



## REGULAR BRUSHED COTTON



## PREMIUM BRUSHED COTTON



## POLYESTER FOAM



## SUEDE



## SPORTS MESH



## 100% RECYCLED



## MESH BACKING



## MICRO FLEECE



## AMERICAN TWILL



# INDEX

2430	103	2469	108	2525	26
2431	103	2470	108	2526	26
2432	103	2471	110	2527	26
2433	96	2475	110	2528	26
2434	96	2476	110	2531	121
2435	98	2480	112	2532	121
2436	96	2481	112	2533	121
2437	22	2483	50	2539	122
2438	98	2484	112	2540	122
2439	98	2487	105	2543	123
2440	102	2488	87	2544	123
2441	100	2489	105	2545	123
2442	98	2490	107	2551	22
2443	98	2491	107	2552	58
2444	100	2492	107	2555	60
2445	100	2493	44	2556	60
2446	100	2494	114	2557	60
2447	56	2498	114	2563	124
2448	100	2499	116	2564	124
2449	100	2500	116	2567	94
2450	86	2501	116	2568	94
2451	98	2502	116	2569	94
2452	102	2505	116	2575	126
2453	104	2506	117	2576	126
2454	102	2510	117	2587	78
2455	102	2511	39	2617	134
2456	104	2512	39	2618	135
2457	104	2513	39	2619	134
2458	104	2514	39	2620	133
2459	106	2517	120	2621	134
2460	104	2518	120	2622	134
2461	104	2519	120	2623	135
2462	106	2521	120	2624	12
2463	106	2522	120	2625	12
2464	106	2523	26		
2468	108	2524	26		

# WE CAN ALSO CUSTOMISE BUCKET HATS, BEANIES & VISORS

2626	13	2663	21	2700	32
2627	13	2664	128	2701	32
2628	14	2665	22	2702	33
2629	14	2666	86	2703	33
2630	15	2667	22	2704	33
2631	15	2668	22	2705	66/67
2632	62/63	2669	23	2706	66/67
2633	72/73	2670	23	2707	34
2634	64/65	2671	23	2708	34
2635	64/65	2672	24	2709	34
2636	86	2673	24	2710	34
2637	16	2674	24	2711	34
2638	16	2675	24	2712	34
2639	16	2677	24	2713	35
2640	16	2678	28	2714	35
2641	16	2679	28	2715	35
2642	17	2680	28	2716	36
2643	17	2681	28	2717	36
2644	17	2682	28	2718	36
2645	18	2683	28	2719	36
2646	18	2684	29	2720	36
2647	18	2685	29	2721	36
2648	18	2686	29	2722	138
2649	18	2687	30	2723	138
2650	18	2688	30	2724	138
2651	19	2689	30	2725	27
2652	19	2690	30	2726	25
2653	88	2691	30	2727	27
2654	20	2692	30	2728	25
2655	20	2693	31	2729	27
2657	20	2694	31	2730	25
2658	20	2695	31	2731	113
2659	20	2696	32	2732	113
2660	20	2697	129	2733	113
2661	89	2698	32	2734	40
2662	21	2699	32	2735	40



# INDEX

2736	41	2773	45	2809	57
2737	41	2774	74/75	2810	51
2738	42	2775	74/75	2811	51
2739	42	2776	38	2812	51
2740	43	2777	38	2813	50
2741	43	2778	38	2814	50
2742	27	2779	38	2815	50
2743	25	2780	38	2816	50
2744	27	2781	38	2817	50
2745	25	2782	44	2818	59
2746	27	2783	44	2819	59
2747	25	2784	44	2820	87
2748	49	2785	44	2821	78
2749	49	2786	44	2822	117
2750	49	2787	139	2823	48
2751	37	2788	139	2824	48
2752	37	2789	139	2825	57
2753	37	2790	46	2826	48
2754	37	2791	46	2827	77
2755	37	2792	46	2828	61
2756	37	2793	46	2829	61
2757	136	2794	46	2830	58
2758	132	2795	47	2831	58
2759	137	2796	47	2832	128
2760	137	2797	47	2833	58
2761	137	2798	52	2834	58
2762	133	2799	52	2835	58
2763	131	2800	53	2836	140
2764	135	2801	53	2837	68/69
2765	131	2802	54	2838	68/69
2766	133	2803	54	2839	102
2768	125	2804	118	2840	56
2769	130	2805	55	2841	56
2770	130	2806	57		
2771	45	2807	57		
2772	45	2808	57		

2842	56	2879	85	2916	55
2843	56	2880	85	2917	109
2844	56	2881	85	2918	19
2845	61	2882	84	2919	119
2846	77	2883	84	2920	48
2847	77	2884	90	2922	142
2848	76	2885	90	2923	24
2849	76	2886	91	2924	111
2850	76	2887	91	3021	48
2851	76	2888	70/71	.....	48
2852	76	2889	70/71	3023	146
2853	76	2890	142	3025	136
2854	79	2891	142	3027	136
2855	79	2892	142	3028	136
2856	79	2893	142	3029	59
2857	79	2894	145	3791	144
2858	79	2895	97	3795	144
2860	79	2896	97	3800	144
2861	81	2897	144	3802	93
2862	81	2898	125	3803	114
2863	81	2899	97	3807	145
2864	80	2900	125	3812	92
2865	80	2901	96	3814	92
2866	80	2902	101	3815	143
2867	80	2903	101	3817	93
2868	80	2904	109	3919	84
2869	80	2905	119	3925	84
2870	83	2906	109	4013	122
2871	83	2907	111	4014	122
2872	83	2908	111	4015	126
2873	82	2909	115	4016	126
2874	82	2910	115	4018	108
2875	82	2911	115	4019	110
2876	82	2912	72/73	4022	123
2877	82	2914	118	4023	112
2878	82	2915	118	4024	123

# INDEX

4025 .....	130	4095 .....	95	4200 .....	117
4026 .....	106	4096 .....	99	4203 .....	112
4028 .....	105	4097 .....	92	4207 .....	60
4036 .....	32	4098 .....	57	4210 .....	122
4037 .....	140	4099 .....	96	4212 .....	124
4038 .....	141	4102 .....	96	4213 .....	127
4040 .....	94	4103 .....	101	4214 .....	127
4044 .....	126	4129 .....	146	4217 .....	94
4047 .....	121	4130 .....	142	4218 .....	140
4050 .....	89	4131 .....	143	4221 .....	110
4051 .....	88	4132 .....	143	4223 .....	143
4052 .....	119	4133 .....	143	4224 .....	127
4053 .....	120	4134 .....	145	4225 .....	78
4054 .....	84	4151 .....	141	4226 .....	39
4057 .....	146	4163 .....	46	4229 .....	124
4058 .....	110	4164 .....	60	4230 .....	141
4072 .....	84	4166 .....	143	4231 .....	78
4073 .....	16	4167 .....	122	4232 .....	78
4074 .....	92	4168 .....	123	4233 .....	78
4075 .....	22	4172 .....	60	4235 .....	132
4076 .....	21	4173 .....	121	4236 .....	127
4077 .....	86	4175 .....	121	4237 .....	117
4078 .....	86	4177 .....	130	4238 .....	127
4079 .....	92	4178 .....	129	4241 .....	114
4080 .....	94	4179 .....	112	4242 .....	116
4081 .....	126	4180 .....	39	4243 .....	132
4082 .....	92	4181 .....	114	4244 .....	132
4083 .....	87	4183 .....	127	4245 .....	136
4086 .....	108	4184 .....	114	4246 .....	124
4087 .....	99	4185 .....	108	4247 .....	144
4088 .....	95	4188 .....	136	4250 .....	144
4090 .....	95	4189 .....	131	4253 .....	132
4091 .....	102	4193 .....	117	4259 .....	132
4092 .....	99	4194 .....	124		
4093 .....	93	4195 .....	134		
4094 .....	86	4199 .....	106		

**2624**

**BRUSHED HEAVY COTTON**

WITH CROWN/PEAK INSERTS & EMBROIDERY

STRUCTURED 6 PANEL  
LOW PROFILE  
PRE-CURVED PEAK  
SHORT TOUCH STRAP



**2625**

**BRUSHED HEAVY COTTON**

WITH ALL OVER PRINTED LINES

STRUCTURED 6 PANEL  
LOW PROFILE  
PRE-CURVED PEAK  
LONG TUCK IN TOUCH STRAP



**2626**  
**BRUSHED HEAVY COTTON**

WITH MESH BACK, PIPING  
& FLAME EMBROIDERY ON PEAK

STRUCTURED 6 PANEL  
LOW PROFILE  
PRE-CURVED PEAK  
SHORT TOUCH STRAP



**2627**  
**BRUSHED HEAVY COTTON**

WITH PRINTED CHECKS/FLAME EMBROIDERY  
ON CROWN & PEAK

STRUCTURED 6 PANEL  
LOW PROFILE  
PRE-CURVED PEAK  
SHORT TOUCH STRAP



**2628**

**BRUSHED HEAVY COTTON**

WITH EMBROIDERED LINES ON CROWN  
& PEAK

STRUCTURED 6 PANEL  
LOW PROFILE  
PRE-CURVED PEAK  
SHORT TOUCH STRAP



**2629**

**BRUSHED HEAVY COTTON**

WITH CROWN INSERTS AND DIGITAL PRINT  
APPLIQUE & EMBROIDERY ON PEAK

STRUCTURED 6 PANEL  
LOW PROFILE  
PRE-CURVED PEAK  
FABRIC STRAP & BUCKLE WITH METAL SLIT



**2630**  
**BRUSHED HEAVY COTTON**  
WITH CROWN & PEAK EMBROIDERY

STRUCTURED 6 PANEL  
LOW PROFILE  
PRE-CURVED PEAK  
SHORT TOUCH STRAP



**2631**  
**BRUSHED HEAVY COTTON**  
WITH SANDWICH TRIM & FABRIC  
INSERTS/EMBROIDERY ON CROWN & PEAK

STRUCTURED 6 PANEL  
LOW PROFILE  
PRE-CURVED PEAK  
SHORT TOUCH STRAP





**4073**  
**BRUSHED HEAVY COTTON**  
 WITH CURVED PEAK INSERTS

STRUCTURED 6 PANEL  
 LOW PROFILE  
 PRE-CURVED PEAK  
 FABRIC COVERED SHORT TOUCH STRAP



**2637**  
**BRUSHED HEAVY COTTON & MESH**  
 WITH FABRIC & MESH INSERTS ON PEAK

STRUCTURED 6 PANEL  
 LOW PROFILE  
 PRE-CURVED PEAK  
 SHORT TOUCH STRAP



**2638**  
**BRUSHED HEAVY COTTON & MESH**

STRUCTURED 6 PANEL  
 LOW PROFILE  
 PRE-CURVED PEAK  
 SHORT TOUCH STRAP



**2639**  
**BRUSHED HEAVY COTTON**  
 WITH SANDWICH TRIM

STRUCTURED 6 PANEL  
 LOW PROFILE  
 PRE-CURVED PEAK  
 SHORT TOUCH STRAP



**2640**  
**BRUSHED HEAVY COTTON**  
 WITH FABRIC INSERT & EMBROIDERED DESIGN  
 ON CROWN & PEAK

STRUCTURED 6 PANEL  
 LOW PROFILE / PRE-CURVED PEAK  
 SHORT TOUCH STRAP



**2641**  
**BRUSHED HEAVY COTTON**  
 WITH PEAK TRIM

STRUCTURED 6 PANEL  
 LOW PROFILE  
 PRE-CURVED PEAK  
 FABRIC STRAP & BUCKLE WITH METAL SLIT





**2642**  
**BRUSHED HEAVY COTTON & COOL DRY FABRIC**  
 WITH EMBROIDERED DESIGN ON PEAK

STRUCTURED 6 PANEL  
 LOW PROFILE  
 PRE-CURVED PEAK  
 SHORT TOUCH STRAP



**2643**  
**BRUSHED HEAVY COTTON**  
 WITH FABRIC INSERTS ON PEAK

STRUCTURED 6 PANEL  
 LOW PROFILE  
 PRE-CURVED PEAK  
 SHORT TOUCH STRAP



**2644**  
**BRUSHED HEAVY COTTON**  
 WITH FABRIC INSERTS ON CROWN & PEAK

STRUCTURED 6 PANEL  
 LOW PROFILE  
 PRE-CURVED PEAK  
 SHORT TOUCH STRAP



**2645**  
**BRUSHED HEAVY COTTON**  
WITH SPLASH EMBROIDERY ON CROWN & PEAK

STRUCTURED 6 PANEL  
LOW PROFILE  
PRE-CURVED PEAK  
SHORT TOUCH STRAP



**2646**  
**BRUSHED HEAVY COTTON**  
WITH STRIKE EMBROIDERY ON CROWN & PEAK

STRUCTURED 6 PANEL  
LOW PROFILE  
PRE-CURVED PEAK  
FABRIC STRAP & BUCKLE



**2647**  
**COTTON TWILL**

STRUCTURED 6 PANEL  
LOW PROFILE  
PRE-CURVED PEAK  
SHORT TOUCH STRAP



**2648**  
**BRUSHED HEAVY COTTON**

UNSTRUCTURED 6 PANEL  
LOW PROFILE  
PRE-CURVED PEAK  
FABRIC STRAP & BUCKLE



**2649**  
**BRUSHED HEAVY COTTON**  
WITH LIGHTNING EMBROIDERY ON CROWN & PEAK

STRUCTURED 6 PANEL  
LOW PROFILE  
PRE-CURVED PEAK  
SHORT TOUCH STRAP



**2650**  
**BRUSHED HEAVY COTTON**  
WITH SANDWICH TRIM & BRASS EYELETS

STRUCTURED 6 PANEL  
LOW PROFILE  
PRE-CURVED PEAK  
FABRIC STRAP & BUCKLE



## 2651 BRUSHED HEAVY COTTON

WITH SANDWICH TRIM AND FABRIC INSERTS & EMBROIDERY DESIGN ON PEAK

STRUCTURED 6 PANEL  
LOW PROFILE  
PRE-CURVED PEAK  
FABRIC STRAP & BUCKLE



## 2918 BRUSHED HEAVY COTTON

WITH SANDWICH TRIM & FABRIC INSERT ON CROWN

STRUCTURED 6 PANEL / LOW PROFILE  
PRE-CURVED PEAK  
SHORT TOUCH STRAP



## 2652 BRUSHED HEAVY COTTON

WITH EMBROIDERY FLAMES & TRIM ON CROWN & PEAK

STRUCTURED 6 PANEL  
LOW PROFILE  
PRE-CURVED PEAK  
SHORT TOUCH STRAP



**2654**  
**BRUSHED HEAVY COTTON**  
WITH EMBROIDERY DESIGN ON PEAK

STRUCTURED 6 PANEL  
LOW PROFILE  
PRE-CURVED PEAK  
FABRIC STRAP & BUCKLE



**2655**  
**BRUSHED HEAVY COTTON**  
WITH FABRIC STRIPES & EMBROIDERY ON PEAK

STRUCTURED 6 PANEL  
LOW PROFILE  
PRE-CURVED PEAK  
FABRIC STRAP & BUCKLE



**2657**  
**WOOL / ACRYLIC CAP**

STRUCTURED 6 PANEL  
LOW PROFILE  
PRE-CURVED PEAK  
SHORT TOUCH STRAP



**2658**  
**WASHED CHINO TWILL**

UNSTRUCTURED 6 PANEL  
LOW PROFILE  
PRE-CURVED PEAK  
SHORT TOUCH STRAP



**2659**  
**BRUSHED HEAVY COTTON**  
WITH TRIM & PIPING ON PEAK

STRUCTURED 6 PANEL  
LOW PROFILE  
PRE-CURVED PEAK  
SHORT TOUCH STRAP



**2660**  
**BRUSHED HEAVY COTTON**  
WITH FABRIC INSERTS ON CROWN & PEAK

STRUCTURED 6 PANEL  
LOW PROFILE  
PRE-CURVED PEAK  
SHORT TOUCH STRAP



**4076**  
**BRUSHED HEAVY COTTON**  
 WITH SWIRLING CHECKS & SANDWICH

STRUCTURED 6 PANEL LOW PROFILE  
 PRE-CURVED PEAK  
 FABRIC COVERED SHORT TOUCH STRAP



**2662**  
**WASH CHINO TWILL**  
 WITH SANDWICH TRIM & BACK STRAP STRIPE

UNSTRUCTURED 6 PANEL  
 LOW PROFILE  
 PRE-CURVED PEAK  
 SHORT TOUCH STRAP



**2663**  
**DELUXE BULL DENIM COTTON TWILL**  
 WITH SANDWICH, TRIM ON CROWN AND TRIM & INSERT ON PEAK

STRUCTURED 6 PANEL  
 LOW PROFILE  
 PRE-CURVED PEAK  
 FABRIC STRAP & BUCKLE



**2551**  
**BRUSHED HEAVY COTTON**  
 WITH MESH PEAK INDENT

STRUCTURED 6 PANEL  
 LOW PROFILE PRE-CURVED PEAK  
 SHORT TOUCH STRAP



**2665**  
**DOUBLE PIQUE MESH**  
 WITH SANDWICH TRIM

STRUCTURED 6 PANEL  
 LOW PROFILE  
 PRE-CURVED PEAK  
 SHORT TOUCH STRAP



**2437**  
**BRUSHED HEAVY COTTON**  
 WITH PEAK AND CROWN INSERTS

STRUCTURED 6 PANEL  
 LOW PROFILE PRE-CURVED PEAK  
 FABRIC STRAP & BRASS BUCKLE



**4075**  
**BRUSHED HEAVY COTTON**  
 WITH CURVED EMBROIDERY ON CROWN AND PEAK

STRUCTURED 6 PANEL  
 LOW PROFILE  
 PRE-CURVED PEAK  
 FABRIC STRAP & BUCKLE



**2667**  
**WAFFLE MESH CAP**  
 WITH PEAK TRIM

STRUCTURED 6 PANEL  
 LOW PROFILE  
 PRE-CURVED PEAK  
 MESH COVERED SHORT TOUCH STRAP



**2668**  
**BRUSHED HEAVY COTTON**  
 WITH FABRIC INSERTS ON CROWN & PEAK

STRUCTURED 6 PANEL  
 LOW PROFILE  
 PRE-CURVED PEAK  
 SHORT TOUCH STRAP



**2669**  
**BRUSHED HEAVY COTTON**

WITH FABRIC INSERTS ON CROWN

STRUCTURED 6 PANEL  
LOW PROFILE  
PRE-CURVED PEAK  
SHORT TOUCH STRAP



**2670**  
**BRUSHED HEAVY COTTON**

WITH INSERT/EMBROIDERY ON PEAK

STRUCTURED 6 PANEL  
LOW PROFILE  
PRE-CURVED PEAK  
SHORT TOUCH STRAP



**2671**  
**BRUSHED HEAVY COTTON**

WITH FABRIC INSERTS/EMBROIDERY  
ON CROWN & PEAK

STRUCTURED 6 PANEL / LOW PROFILE  
PRE-CURVED PEAK  
SHORT TOUCH STRAP



**2672**  
**BRUSHED HEAVY COTTON**  
 WITH WAVE INSERTS/EMBROIDERY ON CROWN & PEAK

STRUCTURED 6 PANEL  
 LOW PROFILE  
 PRE-CURVED PEAK  
 SHORT TOUCH STRAP



**2673**  
**BRUSHED HEAVY COTTON**  
 WITH PEAK & CROWN FLAME EMBROIDERY

STRUCTURED 6 PANEL  
 LOW PROFILE  
 PRE-CURVED PEAK  
 SHORT TOUCH STRAP



**2674**  
**BRUSHED HEAVY COTTON**  
 WITH CROWN/PEAK PIPING & EMBROIDERY ON PEAK

STRUCTURED 6 PANEL / LOW PROFILE  
 PRE-CURVED PEAK  
 SANDWICH TRIM  
 SHORT TOUCH STRAP



**2675**  
**BRUSHED HEAVY COTTON**  
 WITH PIPING ON CROWN & PEAK,  
 TWO FABRIC INSERTS ON PEAK

STRUCTURED 6 PANEL  
 LOW PROFILE  
 PRE-CURVED PEAK  
 SHORT TOUCH STRAP



**2923**  
**BRUSHED HEAVY COTTON**  
 WITH FLAME EMBROIDERY ON CROWN & PEAK

STRUCTURED 6 PANEL  
 LOW PROFILE  
 PRE-CURVED PEAK  
 SHORT TOUCH STRAP



**2677**  
**BRUSHED HEAVY COTTON**  
 WITH FABRIC INSERTS ON PEAK

STRUCTURED 6 PANEL  
 LOW PROFILE  
 PRE-CURVED PEAK  
 SHORT TOUCH STRAP





**2743**  
**BRUSHED HEAVY COTTON**  
WITH CROWN INSERTS & PEAK INDENT/EMBROIDERY

STRUCTURED 6 PANEL  
LOW PROFILE  
PRE-CURVED PEAK  
SHORT TOUCH STRAP



**2726**  
**WASHED DENIM**

UNSTRUCTURED 6 PANEL  
LOW PROFILE  
PRE-CURVED PEAK  
FABRIC STRAP & BUCKLE WITH METAL SLIT



**2745**  
**BRUSHED HEAVY COTTON**  
WITH PEAK TRIM & EMBROIDERY

STRUCTURED 6 PANEL  
LOW PROFILE  
PRE-CURVED PEAK  
SHORT TOUCH STRAP



**2728**  
**BRUSHED HEAVY COTTON**  
WITH FABRIC INSERTS/EMBROIDERY ON CROWN & PEAK

STRUCTURED 6 PANEL  
LOW PROFILE  
PRE-CURVED PEAK  
SHORT TOUCH STRAP



**2747**  
**BRUSHED HEAVY COTTON**  
WITH MESH INSERTS & EMBROIDERY ON PEAK

STRUCTURED 6 PANEL  
LOW PROFILE  
PRE-CURVED PEAK  
SHORT TOUCH STRAP



**2730**  
**BRUSHED HEAVY COTTON**  
WITH INDENT/EMBROIDERY ON CROWN & PEAK

STRUCTURED 6 PANEL  
LOW PROFILE  
PRE-CURVED PEAK  
SHORT TOUCH STRAP



**2526**  
**BRUSHED HEAVY COTTON**  
WITH DOUBLE PEAK TRIM

STRUCTURED 6 PANEL  
LOW PROFILE PRE-CURVED PEAK  
SHORT TOUCH STRAP



**2523**  
**BRUSHED HEAVY COTTON**  
WITH FLAME EMBROIDERY TO PEAK & CROWN

STRUCTURED 6 PANEL  
LOW PROFILE PRE-CURVED PEAK  
SHORT TOUCH STRAP



**2524**  
**BRUSHED HEAVY COTTON**  
WITH SANDWICH & PEAK INDENT

STRUCTURED 6 PANEL  
LOW PROFILE PRE-CURVED PEAK  
SHORT TOUCH STRAP



**2527**  
**BRUSHED HEAVY COTTON**  
WITH TRIMMED PEAK INSERT

STRUCTURED 6 PANEL  
LOW PROFILE PRE-CURVED PEAK  
SHORT TOUCH STRAP



**2525**  
**BRUSHED HEAVY COTTON**  
WITH V CHECKED EMBROIDERY

STRUCTURED 6 PANEL  
LOW PROFILE PRE-CURVED PEAK  
SHORT TOUCH STRAP



**2528**  
**BRUSHED HEAVY COTTON**  
WITH EMBROIDERED PEAK INSERT

STRUCTURED 6 PANEL  
LOW PROFILE PRE-CURVED PEAK  
SHORT TOUCH STRAP



**2725**  
**BRUSHED HEAVY COTTON**  
 WITH EMBROIDERED TRIM ON CROWN & PEAK

STRUCTURED 6 PANEL  
 LOW PROFILE  
 CONTRAST CROWN STITCHING  
 PRE-CURVED PEAK  
 SHORT TOUCH STRAP



**2742**  
**BRUSHED HEAVY COTTON**  
 WITH PEAK INSERT & EMBROIDERY

STRUCTURED 6 PANEL  
 LOW PROFILE  
 PRE-CURVED PEAK  
 FABRIC STRAP & BUCKLE



**2746**  
**BRUSHED HEAVY COTTON**  
 WITH CROWN & PEAK FLASH EMBROIDERY

STRUCTURED 6 PANEL  
 LOW PROFILE  
 PRE-CURVED PEAK  
 SHORT TOUCH STRAP



**2729**  
**BRUSHED HEAVY COTTON**  
 WITH PEAK INDENT

STRUCTURED 6 PANEL / LOW PROFILE  
 PRE-CURVED PEAK  
 FABRIC STRAP & BUCKLE



**2727**  
**BRUSHED HEAVY COTTON**  
 WITH SANDWICH TRIM & PEAK INDENT/EMBROIDERY

STRUCTURED 6 PANEL  
 LOW PROFILE  
 PRE-CURVED PEAK  
 SHORT TOUCH STRAP



**2744**  
**BRUSHED HEAVY COTTON**  
 WITH PEAK INSERT & EMBROIDERED LINES

STRUCTURED 6 PANEL  
 LOW PROFILE  
 PRE-CURVED PEAK  
 SHORT TOUCH STRAP



**2678**  
**BRUSHED HEAVY COTTON**

STRUCTURED 6 PANEL  
BRASS EYELETS  
PRE-CURVED PEAK  
FABRIC STRAP & BUCKLE WITH METAL SLIT



**2679**  
**BRUSHED HEAVY COTTON**

WITH OPEN LIP SANDWICH AND CONTRAST STITCHING

STRUCTURED 6 PANEL  
LOW PROFILE  
PRE-CURVED PEAK  
FABRIC STRAP & BUCKLE WITH METAL SLIT



**2680**  
**BRUSHED HEAVY COTTON**

WITH INDENT & EMBROIDERY ON PEAK

STRUCTURED 6 PANEL  
LOW PROFILE  
PRE-CURVED PEAK  
FABRIC STRAP & BUCKLE



**2681**  
**BRUSHED HEAVY COTTON**

WITH FABRIC STRIPES ON PEAK

STRUCTURED 6 PANEL  
LOW PROFILE  
PRE-CURVED PEAK  
SHORT TOUCH STRAP



**2682**  
**BRUSHED HEAVY COTTON**

WITH CROWN & PEAK INSERTS

STRUCTURED 6 PANEL  
LOW PROFILE  
PRE-CURVED PEAK  
SHORT TOUCH STRAP



**2683**  
**BRUSHED HEAVY COTTON**

WITH CHECK EMBOSSED NUBUCK PEAK

STRUCTURED 5 PANEL  
LOW PROFILE  
PRE-CURVED PEAK  
FABRIC STRAP & BUCKLE



**2684**  
**BRUSHED HEAVY COTTON**  
 WITH SLASH EMBROIDERY ON CROWN & PEAK

STRUCTURED 6 PANEL  
 LOW PROFILE  
 PRE-CURVED PEAK  
 SHORT TOUCH STRAP



**2685**  
**BRUSHED HEAVY COTTON**  
 WITH INSERTS & EMBROIDERY ON CROWN & PEAK

STRUCTURED 6 PANEL  
 LOW PROFILE  
 PRE-CURVED PEAK  
 SHORT TOUCH STRAP



**2686**  
**BRUSHED HEAVY COTTON**  
 WITH FABRIC INSERTS AND STRIPES ON CROWN & PEAK

STRUCTURED 6 PANEL  
 LOW PROFILE  
 PRE-CURVED PEAK  
 SHORT TOUCH STRAP



**2687**  
**BRUSHED HEAVY COTTON**  
 WITH PIN STRIPES

STRUCTURED 6 PANEL  
 LOW PROFILE  
 PRE-CURVED PEAK  
 SHORT TOUCH STRAP



**2688**  
**BRUSHED HEAVY COTTON**  
 WITH SANDWICH TRIM & CONTRAST STITCHING

STRUCTURED 6 PANEL  
 LOW PROFILE  
 PRE-CURVED PEAK  
 SHORT TOUCH STRAP



**2689**  
**BRUSHED HEAVY COTTON**  
 WITH SWOOSH & CHECK EMBROIDERY

STRUCTURED 6 PANEL  
 LOW PROFILE  
 PRE-CURVED PEAK  
 SHORT TOUCH STRAP



**2690**  
**BRUSHED HEAVY COTTON**  
 WITH EXTRA LONG PEAK

STRUCTURED 6 PANEL  
 LOW PROFILE  
 PRE-CURVED PEAK  
 SHORT TOUCH STRAP



**2691**  
**BRUSHED HEAVY COTTON**  
 WITH FABRIC INSERTS/EMBROIDERY ON PEAK

STRUCTURED 6 PANEL  
 LOW PROFILE  
 PRE-CURVED PEAK  
 FABRIC STRAP & BUCKLE



**2692**  
**BRUSHED HEAVY COTTON**  
 WITH SONIC WELD LINES ON PEAK

STRUCTURED 6 PANEL  
 LOW PROFILE  
 PRE-CURVED PEAK  
 SHORT TOUCH STRAP



**2693**  
**BRUSHED HEAVY COTTON**  
 WITH PEAK INSERTS/EMBROIDERY

STRUCTURED 6 PANEL  
 LOW PROFILE  
 PRE-CURVED PEAK  
 SHORT TOUCH STRAP



**2694**  
**BRUSHED HEAVY COTTON**  
 WITH FABRIC INSERTS ON CROWN & PEAK

STRUCTURED 6 PANEL  
 LOW PROFILE  
 PRE-CURVED PEAK  
 SHORT TOUCH STRAP



**2695**  
**BRUSHED HEAVY COTTON**  
 WITH FABRIC INSERTS ON CROWN & PEAK,  
 EMBROIDERED LINES ON PEAK

STRUCTURED 6 PANEL  
 LOW PROFILE  
 PRE-CURVED PEAK  
 SHORT TOUCH STRAP





## 2696 MESH KNIT

WITH MESH INSERTS AND EMBROIDERY  
ON PEAK & SANDWICH TRIM

STRUCTURED 6 PANEL  
LOW PROFILE  
PRE-CURVED PEAK  
SHORT TOUCH STRAP



## 4036 BRUSHED COTTON POCKET CAP

UNSTRUCTURED 6 PANEL LOW PROFILE  
FOLDABLE PEAK  
FABRIC STRAP & BUCKLE



## 2698 MESH KNIT

WITH SANDWICH TRIM

STRUCTURED 6 PANEL  
LOW PROFILE  
PRE-CURVED PEAK  
SHORT TOUCH STRAP



## 2699 BRUSHED HEAVY COTTON & WAFFLE MESH

STRUCTURED 6 PANEL  
LOW PROFILE  
PRE-CURVED PEAK  
SHORT MESH COVERED TOUCH STRAP



## 2700 BRUSHED HEAVY COTTON

WITH PEAK EMBROIDERED LINES

STRUCTURED 6 PANEL  
LOW PROFILE  
PRE-CURVED PEAK  
SHORT TOUCH STRAP



## 2701 BRUSHED HEAVY COTTON

WITH FABRIC INSERTS ON CROWN & OPEN SANDWICH ON PEAK

STRUCTURED 6 PANEL  
LOW PROFILE  
PRE-CURVED PEAK  
SHORT TOUCH STRAP





**2702**  
**BRUSHED HEAVY COTTON**  
WITH FABRIC INSERT ON CROWN & PEAK

STRUCTURED 6 PANEL  
LOW PROFILE  
PRE-CURVED PEAK  
SHORT TOUCH STRAP



**2703**  
**BRUSHED HEAVY COTTON**  
WITH STRIPES ON CROWN & PEAK WITH SANDWICH TRIM

STRUCTURED 6 PANEL  
LOW PROFILE  
PRE-CURVED PEAK  
FABRIC STRAP & BUCKLE WITH METAL SLIT



**2704**  
**BRUSHED HEAVY COTTON**  
WITH INSERT ON PEAK

STRUCTURED 6 PANEL  
LOW PROFILE  
PRE-CURVED PEAK  
FABRIC STRAP & BUCKLE WITH METAL SLIT



**2707**  
**DELUXE BULL DENIM COTTON TWILL**  
 WITH SANDWICH TRIM & ZIG ZAG CROWN STITCHING

SEMI-STRUCTURED 5 PANEL  
 LOW PROFILE  
 PRE-CURVED PEAK  
 FABRIC STRAP & BUCKLE



**2708**  
**BRUSHED HEAVY COTTON**  
 WITH ROAD EMBROIDERY ON CROWN & PEAK  
 WITH SANDWICH TRIM

STRUCTURED 6 PANEL  
 LOW PROFILE  
 PRE-CURVED PEAK  
 SHORT TOUCH STRAP



**2709**  
**BRUSHED HEAVY COTTON**  
 WITH FABRIC INSERT & EMBROIDERED BLOCKS ON PEAK

STRUCTURED 6 PANEL  
 LOW PROFILE  
 PRE-CURVED PEAK  
 SHORT TOUCH STRAP



**2710**  
**BRUSHED HEAVY COTTON**  
 WITH STRIPES ON CROWN & PEAK

STRUCTURED 6 PANEL  
 LOW PROFILE  
 PRE-CURVED PEAK  
 SHORT TOUCH STRAP



**2711**  
**BRUSHED HEAVY COTTON**  
 WITH PEAK INSERT/WAVE EMBROIDERY

STRUCTURED 6 PANEL  
 LOW PROFILE  
 PRE-CURVED PEAK  
 FABRIC STRAP & BUCKLE WITH METAL SLIT



**2712**  
**BRUSHED HEAVY COTTON**  
 WITH PEAK INSERT/EMBROIDERY

STRUCTURED 6 PANEL  
 LOW PROFILE  
 PRE-CURVED PEAK  
 FABRIC STRAP & BUCKLE WITH METAL SLIT



## 2713 BRUSHED HEAVY COTTON

WITH SANDWICH TRIM & FABRIC STRIPES ON CROWN & PEAK

STRUCTURED 6 PANEL  
LOW PROFILE  
PRE-CURVED PEAK  
SHORT TOUCH STRAP



## 2714 BRUSHED HEAVY COTTON

WITH FABRIC INSERTS/EMBROIDERY ON CROWN & PEAK

STRUCTURED 6 PANEL  
LOW PROFILE  
PRE-CURVED PEAK  
FABRIC STRAP & BUCKLE



## 2715 BRUSHED HEAVY COTTON

WITH FLAME DESIGN/EMBROIDERY ON CROWN & PEAK

STRUCTURED 6 PANEL  
LOW PROFILE  
PRE-CURVED PEAK  
SHORT TOUCH STRAP



**2716**  
**BRUSHED HEAVY COTTON**  
 WITH FABRIC INSERT & EMBROIDERY ON PEAK

STRUCTURED 6 PANEL  
 LOW PROFILE  
 PRE-CURVED PEAK  
 FABRIC STRAP & BUCKLE WITH METAL SLIT



**2717**  
**BRUSHED HEAVY COTTON**  
 WITH PEAK INDENT & PIPING

STRUCTURED 6 PANEL  
 LOW PROFILE  
 PRE-CURVED PEAK  
 FABRIC STRAP & BUCKLE WITH METAL SLIT



**2718**  
**BRUSHED HEAVY COTTON**

STRUCTURED 6 PANEL  
 LOW PROFILE  
 PRE-CURVED PEAK  
 FABRIC STRAP & BUCKLE WITH METAL SLIT



**2719**  
**BRUSHED HEAVY COTTON**  
 WITH PEAK INSERTS/EMBROIDERED LINES

STRUCTURED 6 PANEL  
 LOW PROFILE  
 PRE-CURVED PEAK  
 FABRIC STRAP & BUCKLE



**2720**  
**BRUSHED HEAVY COTTON**  
 WITH RAZOR EMBROIDERY ON CROWN & PEAK

STRUCTURED 6 PANEL  
 LOW PROFILE  
 PRE-CURVED PEAK  
 SHORT TOUCH STRAP



**2721**  
**BRUSHED HEAVY COTTON**  
 WITH FLAME EMBROIDERY ON CROWN & PEAK

STRUCTURED 6 PANEL  
 LOW PROFILE  
 PRE-CURVED PEAK  
 SHORT TOUCH STRAP



**2751**  
**BRUSHED HEAVY COTTON**  
**CROWN & PEAK EMBROIDERY**

STRUCTURED 6 PANEL  
 LOW PROFILE  
 PRE-CURVED PEAK  
 FABRIC STRAP & BUCKLE



**2752**  
**BRUSHED HEAVY COTTON**  
**WITH FABRIC INSERTS ON CROWN & PEAK**

STRUCTURED 6 PANEL  
 LOW PROFILE  
 PRE-CURVED PEAK  
 SHORT TOUCH STRAP



**2755**  
**BRUSHED HEAVY COTTON**  
**WITH CROWN & PEAK INSERTS**

STRUCTURED 6 PANEL  
 LOW PROFILE  
 PRE-CURVED PEAK  
 SHORT TOUCH STRAP



**2754**  
**BRUSHED HEAVY COTTON**  
**WITH CROWN FABRIC INSERTS**

STRUCTURED 6 PANEL  
 LOW PROFILE  
 PRE-CURVED PEAK  
 SHORT TOUCH STRAP



**2753**  
**BRUSHED HEAVY COTTON**  
**WITH SANDWICH, PEAK INDENT & FLAME EMBROIDERY**  
**ON CROWN & PEAK**

STRUCTURED 6 PANEL / LOW PROFILE  
 PRE-CURVED PEAK / SHORT TOUCH STRAP



**2756**  
**BRUSHED HEAVY COTTON**  
**WITH FIREWORK EMBROIDERY ON CROWN & PEAK**

STRUCTURED 6 PANEL  
 LOW PROFILE  
 PRE-CURVED PEAK  
 SHORT TOUCH STRAP



**2776**  
**BRUSHED HEAVY COTTON**  
WITH EMBROIDERED LINES ON PEAK AND PIPING ON CROWN

STRUCTURED 6 PANEL  
LOW PROFILE  
PRE-CURVED PEAK  
SHORT TOUCH STRAP



**2777**  
**BRUSHED HEAVY COTTON**  
WITH PIPING ON CROWN & PEAK

STRUCTURED 6 PANEL  
LOW PROFILE  
PRE-CURVED PEAK  
SHORT TOUCH STRAP



**2778**  
**BRUSHED HEAVY COTTON**  
PRO ROTATED

STRUCTURED 6 PANEL  
PRO ROTATED PROFILE  
PRE-CURVED PEAK  
SHORT TOUCH STRAP



**2779**  
**PREMIUM COTTON TWILL**  
MILITARY STYLE CAP

LARGE BRASS MESH EYELETS  
PRE-CURVED PEAK  
PLASTIC STRAP



**2780**  
**FITTED AMERICAN PREMIUM TWILL**  
WITH FLAT PEAK

STRUCTURED 6 PANEL  
LOW PROFILE  
FLAT PEAK  
S/M OR M/L



**2781**  
**BRUSHED HEAVY COTTON**  
WITH PEAK INDENT

STRUCTURED 6 PANEL  
LOW PROFILE  
PRE-CURVED PEAK  
SHORT TOUCH STRAP



**2511**  
**BRUSHED HEAVY COTTON**  
WITH PIPED PEAK & CROWN INDENTS

STRUCTURED 6 PANEL  
LOW PROFILE PRE-CURVED PEAK  
SHORT TOUCH STRAP



**2514**  
**BRUSHED HEAVY COTTON**  
WITH EMBROIDERED LINES ON PEAK & PIPING ON CROWN

STRUCTURED 6 PANEL  
LOW PROFILE PRE-CURVED PEAK  
SHORT TOUCH STRAP



**2512**  
**BRUSHED HEAVY COTTON**  
WITH PIPED PEAK INDENTS

STRUCTURED 6 PANEL  
LOW PROFILE PRE-CURVED PEAK  
SHORT TOUCH STRAP



**4180**  
**BRUSHED HEAVY COTTON**  
WITH RIFT EMBROIDERY & CHECKS

STRUCTURED 6 PANEL  
LOW PROFILE PRE-CURVED PEAK  
SHORT TOUCH STRAP



**2513**  
**BRUSHED HEAVY COTTON**  
WITH INSERTED TRIM TO PEAK & CROWN

STRUCTURED 6 PANEL  
LOW PROFILE PRE-CURVED PEAK  
SHORT TOUCH STRAP



**4226**  
**BRUSHED HEAVY COTTON**  
WITH FLAME EMBROIDERY

STRUCTURED LOW PROFILE  
PRE-CURVED PEAK  
FABRIC STRAP & BUCKLE



**2734**

**BRUSHED HEAVY COTTON**

WITH SANDWICH TRIM & FABRIC INSERTS/  
EMBROIDERED LINES ON CROWN & PEAK

STRUCTURED 6 PANEL  
LOW PROFILE  
PRE-CURVED PEAK  
SHORT TOUCH STRAP



**2735**  
**BRUSHED HEAVY COTTON**

WITH EMBROIDERY ON CROWN/PEAK &  
PRINTED CHECKS ON PEAK

STRUCTURED 6 PANEL  
LOW PROFILE  
PRE-CURVED PEAK  
SHORT TOUCH STRAP







**2736**  
**BRUSHED HEAVY COTTON**  
WITH FABRIC INSERT & EMBROIDERY  
ON PEAK WITH SANDWICH TRIM

STRUCTURED 6 PANEL  
LOW PROFILE  
PRE-CURVED PEAK  
SHORT TOUCH STRAP



**2737**  
**BRUSHED HEAVY COTTON**  
WITH FLAME EMBROIDERY  
ON CROWN & PEAK

STRUCTURED 6 PANEL  
LOW PROFILE  
PRE-CURVED PEAK  
SHORT TOUCH STRAP



## 2738 BRUSHED HEAVY COTTON

WITH PRINT CHECKS INSERTS AND  
EMBROIDERY ON CROWN & PEAK

STRUCTURED 6 PANEL  
LOW PROFILE  
PRE-CURVED PEAK  
SHORT TOUCH STRAP



## 2739 BRUSHED HEAVY COTTON

WITH CROWN INSERTS & CROWN/PEAK  
EMBROIDERED LINES

STRUCTURED 6 PANEL  
LOW PROFILE  
PRE-CURVED PEAK  
SHORT TOUCH STRAP



## 2740

### BRUSHED HEAVY COTTON

WITH FABRIC INSERTS ON CROWN & PEAK TOP

STRUCTURED 6 PANEL  
LOW PROFILE  
PRE-CURVED PEAK  
SHORT TOUCH STRAP



## 2741

### BRUSHED HEAVY COTTON

WITH FABRIC INSERTS/PIPING  
ON CROWN & PEAK

STRUCTURED 6 PANEL  
LOW PROFILE  
PRE-CURVED PEAK  
SHORT TOUCH STRAP





**2782**  
**BRUSHED HEAVY COTTON**  
 WITH CROWN & PEAK EMBROIDERY & PEAK INSERT

STRUCTURED 6 PANEL  
 LOW PROFILE  
 PRE-CURVED PEAK  
 FABRIC STRAP & BUCKLE



**2783**  
**WASHED CHINO TWILL**  
 WITH FRAYED APPLIQUE ON PEAK

UNSTRUCTURED 6 PANEL  
 LOW PROFILE  
 PRE-CURVED PEAK  
 FABRIC STRAP & BUCKLE



**2784**  
**BRUSHED HEAVY COTTON**  
 WITH EMBROIDERED SQUARES ON CROWN & PEAK

STRUCTURED 6 PANEL  
 LOW PROFILE  
 PRE-CURVED PEAK  
 SHORT TOUCH STRAP



**2493**  
**BRUSHED HEAVY COTTON**  
 WITH FLAME EMBROIDERY ON PEAK & SIDE

STRUCTURED 6 PANEL  
 LOW PROFILE PRE-CURVED PEAK  
 SHORT TOUCH STRAP



**2785**  
**BRUSHED HEAVY COTTON**  
 WITH FABRIC INSERTS/PIPING ON CROWN & PEAK

UNSTRUCTURED 4 PANEL  
 LOW PROFILE  
 PRE-CURVED PEAK  
 SHORT TOUCH STRAP



**2786**  
**BRUSHED HEAVY COTTON**  
 WITH FABRIC INSERTS ON CROWN & PEAK

STRUCTURED 6 PANEL  
 LOW PROFILE  
 PRE-CURVED PEAK  
 SHORT TOUCH STRAP



## 2771 BRUSHED HEAVY COTTON

WITH PRINTED CHECK INSERTS ON CROWN & PEAK

STRUCTURED 6 PANEL  
LOW PROFILE  
PRE-CURVED PEAK  
SHORT TOUCH STRAP



## 2772 AMERICAN PREMIUM TWILL

WITH CONTRASTING PEAK UNDER

STRUCTURED 6 PANEL  
LOW PROFILE  
PRE-CURVED PEAK  
FABRIC STRAP & BUCKLE WITH METAL SLIT



## 2773 WASHED CHINO TWILL

WITH PEAK TRIM

UNSTRUCTURED 6 PANEL  
LOW PROFILE  
PRE-CURVED PEAK  
FABRIC STRAP & BUCKLE



**2790**  
**BRUSHED HEAVY COTTON**  
 WITH INSERTS/EMBROIDERY ON CROWN & PEAK

STRUCTURED 6 PANEL  
 LOW PROFILE  
 PRE-CURVED PEAK  
 SHORT TOUCH STRAP



**2791**  
**BRUSHED HEAVY COTTON**  
 WITH FABRIC INSERTS & PIPING

STRUCTURED 6 PANEL  
 LOW PROFILE  
 PRE-CURVED PEAK  
 SHORT TOUCH STRAP



**4163**  
**BRUSHED HEAVY SPORTS TWILL**  
 WITH DOUBLE STRIPE

6 PANEL STRUCTURED  
 LOW PROFILE PRE-CURVED PEAK  
 FABRIC STRAP & BUCKLE



**2792**  
**BRUSHED HEAVY COTTON**  
 WITH PEAK INSERT & EMBROIDERY

STRUCTURED 6 PANEL  
 LOW PROFILE  
 PRE-CURVED PEAK  
 SHORT TOUCH STRAP



**2793**  
**BRUSHED HEAVY COTTON**  
 WITH SWOOSH CHECK EMBROIDERY ON CROWN & PEAK

STRUCTURED 6 PANEL  
 LOW PROFILE  
 PRE-CURVED PEAK  
 SHORT TOUCH STRAP



**2794**  
**BRUSHED HEAVY COTTON**  
 WITH EMBROIDERED ARC ON PEAK

STRUCTURED 6 PANEL  
 LOW PROFILE  
 PRE-CURVED PEAK  
 SHORT TOUCH STRAP



**2795**  
**BRUSHED REGULAR**  
**COTTON & SPANDEX**

UNSTRUCTURED 3 PANEL  
PRE-CURVED PEAK  
ELASTIC SWEATBAND  
ONE SIZE FITS MOST



**2796**  
**BRUSHED HEAVY COTTON**  
WITH GOLF DESIGN ON CROWN & PEAK

STRUCTURED 6 PANEL  
LOW PROFILE  
PRE-CURVED PEAK  
SHORT TOUCH STRAP



**2797**  
**BRUSHED HEAVY COTTON**  
WITH LIGHTNING DESIGN ON CROWN & PEAK AND BACK ARCH TRIM

STRUCTURED 6 PANEL  
LOW PROFILE  
PRE-CURVED PEAK  
SHORT TOUCH STRAP



## 3022 LUMINESCENT SAFETY CAP

STRUCTURED LOW PROFILE  
PRE-CURVED PEAK  
SHORT TOUCH STRAP



## 3021 LUMINESCENT SAFETY CAP WITH REFLECTIVE TRIM

REFLECTIVE SHORT TOUCH STRAP



## 2823 BRUSHED HEAVY COTTON WITH FABRIC INSERTS/EMBROIDERY ON CROWN & PEAK

STRUCTURED 6 PANEL  
LOW PROFILE  
PRE-CURVED PEAK  
SHORT TOUCH STRAP



## 2824 BRUSHED HEAVY COTTON WITH ALL OVER PRINT

STRUCTURED 6 PANEL  
LOW PROFILE  
PRE-CURVED PEAK  
SHORT TOUCH STRAP



## 2920 BRUSHED HEAVY COTTON WITH SANDWICH TRIM & CROWN PIPING

STRUCTURED 6 PANEL  
LOW PROFILE  
PRE-CURVED PEAK  
SHORT TOUCH STRAP



## 2826 BRUSHED HEAVY COTTON WITH CROWN INSERT & PEAK INDENT

STRUCTURED 6 PANEL  
LOW PROFILE  
PRE-CURVED PEAK  
FABRIC STRAP & BUCKLE WITH METAL SLIT





**2748**  
**BRUSHED HEAVY COTTON**  
 WITH FABRIC INSERTS ON CROWN & PEAK

STRUCTURED 6 PANEL  
 LOW PROFILE  
 PRE-CURVED PEAK  
 SHORT TOUCH STRAP



**2749**  
**BRUSHED HEAVY COTTON**  
 WITH FABRIC INSERTS/EMBROIDERY  
 ON CROWN & PEAK

STRUCTURED 6 PANEL  
 LOW PROFILE  
 PRE-CURVED PEAK  
 SHORT TOUCH STRAP



**2750**  
**BRUSHED HEAVY COTTON**  
 WITH FABRIC INSERTS & PIPING ON CROWN & PEAK

STRUCTURED 6 PANEL  
 LOW PROFILE  
 PRE-CURVED PEAK  
 SHORT TOUCH STRAP



**2813**  
**BRUSHED HEAVY COTTON**  
 WITH FLAME EMBROIDERY ON CROWN & PEAK

STRUCTURED 6 PANEL  
 LOW PROFILE  
 PRE-CURVED PEAK  
 SHORT TOUCH STRAP



**2814**  
**BRUSHED HEAVY COTTON**  
 WITH SANDWICH TRIM & FLAME EMBROIDERY ON CROWN & PEAK

STRUCTURED 6 PANEL  
 LOW PROFILE  
 PRE-CURVED PEAK  
 SHORT TOUCH STRAP



**2815**  
**BRUSHED HEAVY COTTON**  
 WITH PEAK INSERTS & EMBROIDERY

STRUCTURED 6 PANEL  
 LOW PROFILE  
 PRE-CURVED PEAK  
 FABRIC STRAP & BUCKLE



**2816**  
**BRUSHED HEAVY COTTON**  
 WITH INSERTS/PIPING ON CROWN & INSERTS/ EMBROIDERY ON PEAK

STRUCTURED 6 PANEL  
 LOW PROFILE  
 PRE-CURVED PEAK  
 SHORT TOUCH STRAP



**2817**  
**BRUSHED HEAVY COTTON**  
 WITH SANDWICH & PEAK TRIM AND STRIPE & PIPING ON CROWN

STRUCTURED 6 PANEL  
 LOW PROFILE  
 PRE-CURVED PEAK  
 SHORT TOUCH STRAP



**2483**  
**BRUSHED HEAVY COTTON**  
 WITH INSERTS & EMBROIDERED TRIM

STRUCTURED 6 PANEL  
 LOW PROFILE PRE-CURVED PEAK  
 FABRIC STRAP & BUCKLE



## 2810 BRUSHED HEAVY COTTON

WITH CHAIN EMBROIDERY ON CROWN & PEAK

STRUCTURED 6 PANEL  
LOW PROFILE  
PRE-CURVED PEAK  
SHORT TOUCH STRAP



## 2811 BRUSHED HEAVY COTTON

WITH INSERTS/EMBROIDERY ON CROWN & PEAK

STRUCTURED 6 PANEL  
LOW PROFILE  
PRE-CURVED PEAK  
FABRIC STRAP & BUCKLE



## 2812 POLY/COTTON

WITH FABRIC INSERT & EMBROIDERY ON PEAK

STRUCTURED 6 PANEL  
LOW PROFILE  
PRE-CURVED PEAK  
LONG TUCK-IN TOUCH STRAP





**2798**  
**BRUSHED HEAVY COTTON**  
FABRIC INSERTS/STORM EMBROIDERY  
ON CROWN & PEAK

STRUCTURED 6 PANEL  
LOW PROFILE  
PRE-CURVED PEAK  
SHORT TOUCH STRAP



**2799**  
**BRUSHED HEAVY COTTON**  
WITH FABRIC INSERTS/EMBROIDERY  
ON CROWN & PEAK

STRUCTURED 6 PANEL  
LOW PROFILE  
PRE-CURVED PEAK  
SHORT TOUCH STRAP



## 2800 BRUSHED HEAVY COTTON

WITH STRIKE INSERTS/EMBROIDERY  
ON CROWN & PEAK

STRUCTURED 6 PANEL  
LOW PROFILE  
PRE-CURVED PEAK  
SHORT TOUCH STRAP



## 2801 BRUSHED HEAVY COTTON

WITH INSERTS/EMBROIDERY ON CROWN/  
PEAK & PRINT DESIGN ON PEAK

STRUCTURED 6 PANEL  
LOW PROFILE  
PRE-CURVED PEAK  
SHORT TOUCH STRAP



**2802**  
**BRUSHED HEAVY COTTON**  
WITH CROWN & PEAK INSERTS/EMBROIDERY

STRUCTURED 6 PANEL  
LOW PROFILE  
PRE-CURVED PEAK  
SHORT TOUCH STRAP



**2803**  
**BRUSHED HEAVY COTTON**  
WITH SANDWICH TRIM & PRINTED  
CHECK INSERT ON CROWN

STRUCTURED  
LOW PROFILE  
PRE-CURVED PEAK  
SHORT TOUCH STRAP



**2916**

**BRUSHED HEAVY COTTON**

WITH FABRIC INSERTS/LINES ON CROWN & PEAK

STRUCTURED 6 PANEL  
LOW PROFILE  
PRE-CURVED PEAK  
SHORT TOUCH STRAP



**2805**

**BRUSHED HEAVY COTTON**

WITH PEAK INSERTS & EMBROIDERY

STRUCTURED 6 PANEL  
LOW PROFILE  
PRE-CURVED PEAK  
SHORT TOUCH STRAP





**2447**  
**BRUSHED HEAVY COTTON**  
 WITH PEAK INDENT & EMBROIDERY TO SIDE PANELS

STRUCTURED 6 PANEL  
 LOW PROFILE PRE-CURVED PEAK  
 SHORT TOUCH STRAP



**2840**  
**DELUXE BULL DENIM COTTON TWILL**  
 WITH PEAK FABRIC STRIPES

STRUCTURED 6 PANEL  
 LOW PROFILE  
 PRE-CURVED PEAK  
 SHORT TOUCH STRAP



**2841**  
**BRUSHED HEAVY COTTON**  
 WITH PEAK INDENTS & EMBROIDERY

STRUCTURED 6 PANEL  
 LOW PROFILE  
 PRE-CURVED PEAK  
 ELASTIC & BUCKLE TOUCH STRAP



**2842**  
**BRUSHED HEAVY COTTON**  
 WITH SANDWICH TRIM & EMBROIDERED LINES ON CROWN & PEAK

STRUCTURED 6 PANEL / LOW PROFILE  
 PRE-CURVED PEAK  
 FABRIC STRAP & BUCKLE WITH METAL SLIT



**2843**  
**BRUSHED COTTON**  
 WITH MESH INSERTS & FABRIC STRIPES ON CROWN & PEAK

STRUCTURED 6 PANEL  
 LOW PROFILE  
 PRE-CURVED PEAK  
 SHORT TOUCH STRAP



**2844**  
**BRUSHED HEAVY COTTON**  
 WITH MESH BACK AND FABRIC/MESH STRIPES ON CROWN & PEAK

STRUCTURED 6 PANEL / LOW PROFILE  
 PRE-CURVED PEAK  
 SHORT MESH COVERED TOUCH STRAP





**4098**  
**BRUSHED HEAVY COTTON**

WITH CROWN INSERTS, PEAK TRIM & SANDWICH

STRUCTURED 6 PANEL LOW PROFILE  
PRE-CURVED PEAK  
FABRIC COVERED SHORT TOUCH STRAP



**2806**  
**BRUSHED HEAVY COTTON**

WITH SANDWICH TRIM & CHECK EMBROIDERY ON CROWN & PEAK

STRUCTURED 6 PANEL  
LOW PROFILE  
PRE-CURVED PEAK  
SHORT TOUCH STRAP



**2825**  
**DELUXE BULL DENIM COTTON TWILL**

WITH PEAK & CROWN TRIM

UNSTRUCTURED 6 PANEL  
LOW PROFILE  
PRE-CURVED PEAK  
FABRIC STRAP & BUCKLE WITH METAL SLIT



**2807**  
**BRUSHED HEAVY COTTON**

WITH INDENT & PIPING ON PEAK

STRUCTURED 6 PANEL  
LOW PROFILE  
PRE-CURVED PEAK  
SHORT TOUCH STRAP



**2808**  
**BRUSHED HEAVY COTTON**

WITH INSERTS & EMBROIDERY ON CROWN & PEAK

STRUCTURED 6 PANEL  
LOW PROFILE  
PRE-CURVED PEAK  
FABRIC STRAP & BUCKLE



**2809**  
**BRUSHED HEAVY COTTON**

WITH STRIPES & PIPING ON CROWN & PEAK

STRUCTURED 6 PANEL  
LOW PROFILE  
PRE-CURVED PEAK  
SHORT TOUCH STRAP



**2830**  
**BRUSHED HEAVY COTTON**

WITH FABRIC INSERT ON CROWN & PEAK  
INSERTS/ EMBROIDERY

STRUCTURED 6 PANEL  
LOW PROFILE  
PRE-CURVED PEAK  
FABRIC STRAP & BUCKLE



**2831**  
**BRUSHED HEAVY COTTON**

WITH CROWN & PEAK TRIM & PIPING

STRUCTURED 6 PANEL  
LOW PROFILE  
PRE-CURVED PEAK  
ELASTIC & BUCKLE TOUCH STRAP



**2552**  
**BRUSHED HEAVY COTTON**

WITH PEAK INSERT & EMBROIDERED TRIM

STRUCTURED 6 PANEL  
LOW PROFILE PRE-CURVED PEAK  
SHORT TOUCH STRAP



**2833**  
**DELUXE BULL DENIM COTTON TWILL**

WITH SANDWICH TRIM & PEAK EMBROIDERED LINES

UNSTRUCTURED 6 PANEL  
LOW PROFILE  
PRE-CURVED PEAK  
SHORT TOUCH STRAP



**2834**  
**BRUSHED HEAVY COTTON**

WITH CROWN/PEAK INSERTS & PIPING

STRUCTURED 6 PANEL  
LOW PROFILE  
PRE-CURVED PEAK  
SHORT TOUCH STRAP



**2835**  
**BRUSHED HEAVY COTTON**

WITH CROWN PIPING & PEAK TRIM/EMBROIDERY

STRUCTURED 6 PANEL  
LOW PROFILE  
PRE-CURVED PEAK  
FABRIC STRAP & BUCKLE WITH METAL SLIT



**2818**  
**BRUSHED HEAVY COTTON**  
WITH PEAK INDENT

STRUCTURED 6 PANEL  
LOW PROFILE  
PRE-CURVED PEAK  
SHORT FABRIC COVERED VELCRO STRAP



**2819**  
**WATER RESISTANT POLYNOVIC**  
WITH MESH INSERTS ON CROWN & PEAK

STRUCTURED 6 PANEL  
LOW PROFILE  
PRE-CURVED PEAK  
SHORT TOUCH STRAP



**3029**  
**LUMINESCENT SAFETY CAP**  
WITH REFLECTIVE INSERTS AND TRIM

STRUCTURED 6 PANEL / LOW PROFILE  
PRE-CURVED PEAK  
REFLECTIVE COVERED SHORT  
TOUCH STRAP



**4164**  
**BRUSHED HEAVY SPORTS TWILL**  
 WITH CONTOUR TRIM

6 PANEL STRUCTURED  
 LOW PROFILE PRE-CURVED PEAK  
 SHORT TOUCH STRAP



**2556**  
**BRUSHED HEAVY COTTON**  
 WITH PEAK FLAMES

STRUCTURED 6 PANEL  
 LOW PROFILE PRE-CURVED PEAK  
 SHORT TOUCH STRAP



**4207**  
**BRUSHED HEAVY COTTON**  
 WITH PEAK & ARCH TRIM

STRUCTURED 6 PANEL  
 LOW PROFILE PRE-CURVED PEAK  
 BRUSHED COTTON UNDER  
 FABRIC STRAP & BUCKLE



**2557**  
**BRUSHED HEAVY COTTON**  
 WITH PEAK TRIM & PIPING

STRUCTURED 6 PANEL  
 LOW PROFILE PRE-CURVED PEAK  
 SHORT TOUCH STRAP



**2555**  
**BRUSHED HEAVY COTTON**  
 WITH TRIMMED PEAK INSERT

STRUCTURED 6 PANEL  
 LOW PROFILE PRE-CURVED PEAK  
 SHORT TOUCH STRAP



**4172**  
**BRUSHED CHINO TWILL**  
 WITH HIGH TECH MESH

STRUCTURED 6 PANEL  
 LOW PROFILE PRE-CURVED PEAK  
 FABRIC STRAP & BUCKLE



## 2845 LUMINESCENT SAFETY MILITARY CAP

WITH REFLECTIVE OPEN SANDWICH & REFLECTIVE CROWN TRIM

PRE-CURVED PEAK  
REFLECTIVE COVERED SHORT TOUCH STRAP



## 2828 LUMINESCENT SAFETY CAP

WITH INSERTS/REFLECTIVE PIPING ON CROWN & PEAK

STRUCTURED TRI COLOURED CAP  
LOW PROFILE  
PRE-CURVED PEAK  
SHORT TOUCH STRAP



## 2829 LUMINESCENT SAFETY CAP

WITH REFLECTIVE PIPING/STRIPES ON CROWN & PEAK

STRUCTURED 6 PANEL  
LOW PROFILE  
PRE-CURVED PEAK WITH TRIM  
SHORT TOUCH STRAP WITH REFLECTIVE STRIPE

# CHOOSE ANY COLOUR YOU NEED!

## MILLIONS OF COLOUR COMBINATIONS



TEAM CAPS





**2632**

**BRUSHED HEAVY COTTON**

WITH CROWN PIPING & PEAK CROSS EMBROIDERY

STRUCTURED 6 PANEL  
LOW PROFILE  
PRE-CURVED PEAK  
FABRIC STRAP & BUCKLE



# CHOOSE ANY COLOUR YOU NEED!

## 2634

### BRUSHED HEAVY COTTON

WITH PEAK & CROWN EMBROIDERED DESIGN

STRUCTURED 6 PANEL  
LOW PROFILE  
PRE-CURVED PEAK  
FABRIC STRAP & BUCKLE



TEAM CAPS





# MILLIONS OF COLOUR COMBINATIONS



**2635**

## BRUSHED HEAVY COTTON

WITH CROWN PIPING & PEAK DOUBLE LINE EMBROIDERY

STRUCTURED 6 PANEL  
LOW PROFILE  
PRE-CURVED PEAK  
FABRIC STRAP & BUCKLE



# CHOOSE ANY COLOUR YOU NEED!

## 2705

### BRUSHED HEAVY COTTON

WITH CROWN PIPING & PEAK SWIRL EMBROIDERY

STRUCTURED 6 PANEL  
LOW PROFILE  
PRE-CURVED PEAK  
FABRIC STRAP & BUCKLE



TEAM CAPS



# MILLIONS OF COLOUR COMBINATIONS



**2706**

**BRUSHED HEAVY COTTON**

WITH CROWN & PEAK INSERT/EMBROIDERY

STRUCTURED 6 PANEL  
LOW PROFILE  
PRE-CURVED PEAK  
FABRIC STRAP & BUCKLE



# CHOOSE ANY COLOUR YOU NEED!

## 2837

### BRUSHED HEAVY COTTON

WITH PEAK & CROWN EMBROIDERED DESIGN

STRUCTURED 6 PANEL  
LOW PROFILE  
PRE-CURVED PEAK  
FABRIC STRAP & BUCKLE



TEAM CAPS



# MILLIONS OF COLOUR COMBINATIONS



**2838**

## BRUSHED HEAVY COTTON

WITH PEAK INSERTS & EMBROIDERY

STRUCTURED 6 PANEL  
LOW PROFILE  
PRE-CURVED PEAK  
FABRIC STRAP & BUCKLE



# CHOOSE ANY COLOUR YOU NEED!

## 2888

### BRUSHED HEAVY COTTON

WITH PEAK & CROWN STRIKE EMBROIDERY

STRUCTURED 6 PANEL  
LOW PROFILE  
PRE-CURVED PEAK  
FABRIC STRAP & BUCKLE



TEAM CAPS



# MILLIONS OF COLOUR COMBINATIONS



**2889**

**BRUSHED HEAVY COTTON**  
WITH PEAK INSERT/EMBROIDERED LINES

STRUCTURED 6 PANEL  
LOW PROFILE  
PRE-CURVED PEAK  
FABRIC STRAP & BUCKLE



# CHOOSE ANY COLOUR YOU NEED!

## 2912

### BRUSHED HEAVY COTTON WITH PEAK EMBROIDERY

STRUCTURED 6 PANEL  
LOW PROFILE  
PRE-CURVED PEAK  
FABRIC STRAP & BUCKLE



TEAM CAPS





# MILLIONS OF COLOUR COMBINATIONS



**2633**

## BRUSHED HEAVY COTTON

WITH INDENTED PEAK & CROWN/PEAK EMBROIDERY

STRUCTURED 6 PANEL  
LOW PROFILE  
PRE-CURVED PEAK  
FABRIC STRAP & BUCKLE



# CHOOSE ANY COLOUR YOU NEED!

## 2774

### BRUSHED HEAVY COTTON WITH CROWN & PEAK EMBROIDERY

STRUCTURED 6 PANEL  
LOW PROFILE  
PRE-CURVED PEAK  
FABRIC STRAP & BUCKLE



TEAM CAPS



# MILLIONS OF COLOUR COMBINATIONS



**2775**

## BRUSHED HEAVY COTTON

WITH CROWN PIPING & PEAK EMBROIDERY

STRUCTURED 6 PANEL  
LOW PROFILE  
PRE-CURVED PEAK  
FABRIC STRAP & BUCKLE





**2848**  
**SPRAY WASHED CHINO TWILL**  
 WITH DISTRESS MARKS ON CROWN & PEAK

UNSTRUCTURED 6 PANEL  
 LOW PROFILE  
 PRE-CURVED PEAK  
 FABRIC STRAP & BUCKLE WITH METAL SLIT



**2849**  
**MICROFIBRE CYCLING CAP**

UNSTRUCTURED 3 PANEL  
 SMALL FLAT PEAK  
 ELASTIC BACK



**2850**  
**SPANDEX COTTON**  
 WITH THIN FLEECE LINING

STRUCTURED 6 PANEL  
 LOW PROFILE  
 PRE-CURVED PEAK  
 SHORT TOUCH STRAP



**2851**  
**WASHED CHINO TWILL**  
**MILITARY CAP**

PRE-CURVED PEAK  
 SHORT TOUCH STRAP



**2852**  
**BRUSHED HEAVY COTTON**  
 WITH SANDWICH TRIM & PIPING ON PEAK

STRUCTURED 6 PANEL  
 LOW PROFILE  
 PRE-CURVED PEAK  
 SHORT TOUCH STRAP



**2853**  
**CANVAS CAP**  
 WITH FILTER MESH LINING WITH PEAK TRIM & PIPING

STRUCTURED 6 PANEL  
 LOW PROFILE  
 PRE-CURVED PEAK  
 SHORT TOUCH STRAP



**2827**  
**BRUSHED HEAVY COTTON**  
 WITH CROWN FABRIC INSERTS

STRUCTURED 6 PANEL  
 LOW PROFILE  
 PRE-CURVED PEAK  
 SHORT TOUCH STRAP



**2846**  
**BRUSHED HEAVY COTTON**  
 WITH PEAK & CROWN MESH INSERTS

STRUCTURED 6 PANEL  
 LOW PROFILE  
 PRE-CURVED PEAK  
 SHORT TOUCH STRAP



**2847**  
**BRUSHED HEAVY COTTON**  
 WITH SANDWICH TRIM AND CROWN/PEAK INSERTS & EMBROIDERY

STRUCTURED 6 PANEL  
 LOW PROFILE  
 PRE-CURVED PEAK  
 SHORT TOUCH STRAP



**4232**  
**BRUSHED HEAVY COTTON**  
WITH EDGE FLAME

STRUCTURED LOW PROFILE  
PRE-CURVED PEAK  
FABRIC STRAP & BUCKLE



**4233**  
**BRUSHED HEAVY COTTON**  
WITH ZIG ZAG EMBROIDERY

STRUCTURED LOW PROFILE  
PRE-CURVED PEAK  
FABRIC STRAP & BUCKLE



**4225**  
**BRUSHED HEAVY COTTON**  
WITH FLAME DESIGN

STRUCTURED LOW PROFILE  
PRE-CURVED PEAK  
FABRIC STRAP & BUCKLE



**2587**  
**BRUSHED HEAVY COTTON**  
WITH SIDE FLAMES

STRUCTURED 6 PANEL  
LOW PROFILE PRE-CURVED PEAK  
SHORT TOUCH STRAP



**4231**  
**BRUSHED HEAVY COTTON**  
WITH RAZOR EMBROIDERY

STRUCTURED LOW PROFILE  
PRE-CURVED PEAK  
FABRIC STRAP & BUCKLE



**2821**  
**BRUSHED HEAVY COTTON**  
WITH REFLECTIVE PIPING & SANDWICH

STRUCTURED 6 PANEL  
LOW PROFILE  
PRE-CURVED PEAK  
SHORT TOUCH STRAP



**2854**  
**COTTON PIN STRIPE CAP**  
 WITH FILTER MESH LINING

STRUCTURED 6 PANEL  
 LOW PROFILE  
 PRE-CURVED PEAK  
 SHORT TOUCH STRAP



**2855**  
**BRUSHED HEAVY COTTON**  
 WITH SANDWICH TRIM & PEAK EMBROIDERED LINE

STRUCTURED 6 PANEL  
 LOW PROFILE  
 PRE-CURVED PEAK  
 SHORT TOUCH STRAP



**2856**  
**BRUSHED HEAVY COTTON**  
 WITH PEAK EMBROIDERED LINES

STRUCTURED 6 PANEL  
 LOW PROFILE  
 PRE-CURVED PEAK  
 SHORT TOUCH STRAP



**2857**  
**MICRO PEACH**  
 WITH PEAK & CROWN TRIM

SEMI-STRUCTURED 6 PANEL  
 LOW PROFILE  
 PRE-CURVED PEAK  
 SHORT TOUCH STRAP



**2858**  
**BRUSHED HEAVY COTTON**  
 WITH REFLECTIVE SANDWICH, PEAK INSERT & EMBROIDERED LINE

STRUCTURED 6 PANEL / LOW PROFILE  
 PRE-CURVED PEAK  
 SHORT TOUCH STRAP



**2860**  
**BRUSHED HEAVY COTTON**  
 WITH SANDWICH TRIM & PIPING ON PEAK

STRUCTURED 6 PANEL  
 LOW PROFILE  
 PRE-CURVED PEAK  
 SHORT TOUCH STRAP



**2864**  
**BRUSHED HEAVY COTTON**  
 WITH SANDWICH TRIM

STRUCTURED 5 PANEL  
 LOW PROFILE  
 4 EMBROIDERED EYELETS, TWO EITHER SIDE OF CAP  
 PRE-CURVED PEAK  
 SHORT TOUCH STRAP



**2865**  
**BRUSHED HEAVY COTTON**  
 WITH CROWN/PEAK INSERTS & EMBROIDERED LINE

STRUCTURED 6 PANEL  
 LOW PROFILE  
 PRE-CURVED PEAK  
 FABRIC STRAP & BUCKLE WITH METAL SLIT



**2866**  
**BRUSHED HEAVY COTTON**  
 WITH CROWN/PEAK INSERTS & PIPING

STRUCTURED 6 PANEL  
 LOW PROFILE  
 PRE-CURVED PEAK  
 FABRIC STRAP & BUCKLE WITH METAL SLIT



**2867**  
**DELUXE BULL DENIM COTTON TWILL**  
**FRONT, BRUSHED HEAVY COTTON**  
 WITH PIPING ON CROWN & PEAK

STRUCTURED 6 PANEL  
 LOW PROFILE  
 PRE-CURVED PEAK  
 SHORT TOUCH STRAP



**2868**  
**BRUSHED HEAVY COTTON**  
 WITH INSERTS/EMBROIDERED LINES ON CROWN & PEAK

STRUCTURED 6 PANEL  
 LOW PROFILE  
 PRE-CURVED PEAK  
 FABRIC STRAP & BUCKLE WITH SEWN SLIT



**2869**  
**BRUSHED HEAVY COTTON**  
 WITH WING EMBROIDERY ON CROWN & PEAK

STRUCTURED 6 PANEL  
 LOW PROFILE  
 PRE-CURVED PEAK  
 SHORT TOUCH STRAP





**2861**  
**BRUSHED HEAVY COTTON**  
 WITH CROWN & PEAK INSERTS/EMBROIDERY

STRUCTURED 6 PANEL  
 LOW PROFILE  
 PRE-CURVED PEAK  
 SHORT TOUCH STRAP



**2862**  
**BRUSHED HEAVY COTTON**  
 WITH CROWN & PEAK INSERTS/EMBROIDERY

STRUCTURED 6 PANEL  
 LOW PROFILE  
 PRE-CURVED PEAK  
 SHORT TOUCH STRAP



**2863**  
**BRUSHED HEAVY COTTON**  
 WITH FABRIC INSERTS ON CROWN & PEAK

STRUCTURED 6 PANEL  
 LOW PROFILE  
 PRE-CURVED PEAK  
 SHORT TOUCH STRAP



**2873**  
**BRUSHED HEAVY COTTON**  
WITH PEAK CONTOUR TRIM & STITCHING

STRUCTURED 6 PANEL  
LOW PROFILE  
PRE-CURVED PEAK  
SHORT TOUCH STRAP



**2874**  
**BRUSHED HEAVY COTTON**  
WITH SANDWICH TRIM AND PEAK & CROWN  
INSERTS/EMBROIDERY

STRUCTURED 6 PANEL  
LOW PROFILE  
PRE-CURVED PEAK  
SHORT TOUCH STRAP



**2875**  
**BRUSHED HEAVY COTTON**  
WITH EMBROIDERED SQUARES ON PEAK

STRUCTURED 6 PANEL  
LOW PROFILE  
PRE-CURVED PEAK  
SHORT TOUCH STRAP



**2876**  
**BRUSHED HEAVY COTTON**  
WITH FABRIC INSERTS ON CROWN & PEAK

STRUCTURED 6 PANEL  
LOW PROFILE  
PRE-CURVED PEAK  
SHORT TOUCH STRAP



**2877**  
**BRUSHED HEAVY COTTON**  
WITH PEAK INDENT & EMBROIDERY

STRUCTURED 6 PANEL  
LOW PROFILE  
PRE-CURVED PEAK  
SHORT TOUCH STRAP



**2878**  
**BRUSHED HEAVY COTTON**  
WITH WAVE INDENT & EMBROIDERY ON PEAK

STRUCTURED 6 PANEL  
LOW PROFILE  
PRE-CURVED PEAK  
SHORT TOUCH STRAP



**2870**  
**BRUSHED HEAVY**  
**COTTON AND SPANDEX**

STRUCTURED 6 PANEL FITTED CAP  
PRE-CURVED PEAK  
BRUSHED HEAVY COTTON/SPANDEX AND ELASTIC SWEATBAND  
ONE SIZE FITS MOST



**2871**  
**BRUSHED HEAVY COTTON**  
WITH PEAK MESH INSERTS/EMBROIDERY

STRUCTURED 6 PANEL  
LOW PROFILE  
PRE-CURVED PEAK  
SHORT TOUCH STRAP



**2872**  
**BRUSHED HEAVY COTTON**  
WITH SHADOW PRINT ON CROWN & PEAK

STRUCTURED 6 PANEL  
LOW PROFILE  
PRE-CURVED PEAK  
SHORT TOUCH STRAP





**2882**  
**BRUSHED HEAVY COTTON**  
 WITH SWIRL EMBROIDERY ON CROWN & PEAK

STRUCTURED 6 PANEL  
 LOW PROFILE  
 PRE-CURVED PEAK  
 SHORT TOUCH STRAP



**2883**  
**BRUSHED HEAVY COTTON**  
 WITH SANDWICH TRIM, MESH INSERTS,  
 CROWN/PEAK PIPING

UNSTRUCTURED 4 PANEL  
 LOW PROFILE  
 PRE-CURVED PEAK  
 SHORT TOUCH STRAP



**3919**  
**PREMIUM AMERICAN TWILL**  
**COLLEGE CAP**

STRUCTURED 6 PANEL LOW PROFILE  
 PRE-CURVED PEAK  
 FABRIC COVERED SHORT TOUCH STRAP



**3925**  
**CORE SPUN TWILL**

STRUCTURED 5 PANEL LOW PROFILE  
 PRE-CURVED PEAK  
 FABRIC COVERED SHORT TOUCH STRAP



**4054**  
**BRUSHED HEAVY COTTON**  
**PRO-ROTATED**

STRUCTURED 6 PANEL PRO-ROTATED PROFILE  
 PRE-CURVED PEAK  
 FABRIC COVERED SHORT TOUCH STRAP



**4072**  
**BRUSHED HEAVY COTTON**  
 WITH PEAK TRIM EMBROIDERED

STRUCTURED 6 PANEL  
 LOW PROFILE  
 PRE-CURVED PEAK  
 FABRIC COVERED SHORT TOUCH STRAP



## 2879 BRUSHED HEAVY COTTON

WITH SANDWICH, FABRIC INSERTS/EMBROIDERY  
ON CROWN & PEAK

STRUCTURED 6 PANEL  
LOW PROFILE  
PRE-CURVED PEAK  
SHORT TOUCH STRAP



## 2880 BRUSHED HEAVY COTTON

WITH FABRIC INSERTS/EMBROIDERY ON CROWN & PEAK

STRUCTURED 6 PANEL  
LOW PROFILE  
PRE-CURVED PEAK  
SHORT TOUCH STRAP



## 2881 DOUBLE PIQUE MESH FITTED CAP

STRUCTURED 6 PANEL  
DREAM FIT ELASTIC SWEATBAND  
2 SIZES – M/L & L/XL



## 2636 MICRO FIBRE & MESH SPORTS CAP

UNSTRUCTURED 4 PANEL  
PRE-CURVED PEAK  
SHORT TOUCH STRAP



## 4094 MICROFIBRE SPORTS CAP WITH TRIM ON EDGE OF CROWN & PEAK

UNSTRUCTURED 6 PANEL SPORTS PROFILE  
PRE-CURVED PEAK  
FABRIC COVERED SHORT  
TOUCH STRAP



## 2666 SPORTS MESH

UNSTRUCTURED 6 PANEL  
LOW PROFILE  
PRE-CURVED PEAK  
SHORT TOUCH STRAP



## 4077 MICROFIBRE SPORTS CAP WITH PIPING AND SANDWICH

UNSTRUCTURED 6 PANEL LOW PROFILE  
PRE-CURVED PEAK  
FABRIC COVERED SHORT  
TOUCH STRAP



## 4078 SPORTS MESH

UNSTRUCTURED 6 PANEL LOW PROFILE  
PRE-CURVED PEAK  
FABRIC COVERED SHORT  
TOUCH STRAP



## 2450 SPORTS MESH WITH PIPING

UNSTRUCTURED 6 PANEL  
LAID BACK PRE-CURVED PEAK  
COMFORT FIT TOUCH STRAP



**2820**  
**BRUSHED HEAVY COTTON**  
WITH CROWN/PEAK INSERTS & PIPING

STRUCTURED 6 PANEL  
LOW PROFILE  
PRE-CURVED PEAK  
SHORT TOUCH STRAP



**4083**  
**BRUSHED HEAVY COTTON**  
WITH EMBROIDERY & PRINTED CHECKS

STRUCTURED 6 PANEL LOW PROFILE  
PRE-CURVED PEAK  
FABRIC COVERED SHORT TOUCH STRAP



**2488**  
**BRUSHED HEAVY COTTON**  
WITH PIPING

STRUCTURED 6 PANEL  
LOW PROFILE PRE-CURVED PEAK  
SHORT TOUCH STRAP



**4051**  
**100% RECYCLED**  
**EARTH FRIENDLY FABRIC**  
 WITH DUCKBILL SANDWICH

STRUCTURED 6 PANEL  
 LOW PROFILE PRE-CURVED PEAK  
 FABRIC STRAP &  
 EMBOSSED RECYCLED PLASTIC BUCKLE  
 SWING TAG & LABEL INCLUDED



**2653**  
**100% RECYCLED**  
**EARTH FRIENDLY FABRIC**

STRUCTURED 6 PANEL  
 LOW PROFILE  
 PRE-CURVED PEAK  
 SHORT TOUCH STRAP WITH ECO FRIENDLY LABEL





**4050**  
100% RECYCLED  
EARTH FRIENDLY FABRIC

STRUCTURED 6 PANEL  
LOW PROFILE  
PRE-CURVED PEAK  
FABRIC COVERED  
SHORT TOUCH STRAP  
SWING TAG & LABEL INCLUDED



**2661**  
100% RECYCLED  
EARTH FRIENDLY FABRIC  
WITH SANDWICH TRIM

STRUCTURED 6 PANEL  
LOW PROFILE  
PRE-CURVED PEAK  
SHORT TOUCH STRAP WITH ECO FRIENDLY LABEL



**2884**  
**BRUSHED HEAVY COTTON**  
WITH FABRIC INSERTS & EMBROIDERY  
ON CROWN & PEAK

STRUCTURED 6 PANEL  
LOW PROFILE  
PRE-CURVED PEAK  
SHORT TOUCH STRAP



**2885**  
**BRUSHED HEAVY COTTON**  
WITH STRIKE DESIGN ON CROWN & PEAK

STRUCTURED 6 PANEL  
LOW PROFILE  
PRE-CURVED PEAK  
SHORT TOUCH STRAP



**2886**  
**BRUSHED HEAVY COTTON**

WITH FLAME EMBROIDERY  
ON CROWN & PEAK

STRUCTURED 6 PANEL  
LOW PROFILE  
PRE-CURVED PEAK  
SHORT TOUCH STRAP



**2887**  
**BRUSHED HEAVY COTTON**

WITH FABRIC INSERTS & EMBROIDERY  
ON CROWN & PEAK

STRUCTURED 6 PANEL  
LOW PROFILE  
PRE-CURVED PEAK  
SHORT TOUCH STRAP





## 3812 BRUSHED COTTON

UNSTRUCTURED 4 PANEL  
PRE-CURVED PEAK  
LONG TOUCH STRAP



## 3814 MICRO FIBRE & MESH SPORTS CAP WITH REFLECTIVE TRIM

UNSTRUCTURED 4 PANEL  
PRE-CURVED PEAK  
SHORT TOUCH STRAP



## 4082 BRUSHED HEAVY COTTON WITH LIQUID METAL FLAGS

STRUCTURED 6 PANEL LOW PROFILE  
PRE-CURVED PEAK  
FABRIC COVERED SHORT  
TOUCH STRAP



## 4079 DELUXE BULL DENIM COTTON TWILL

STRUCTURED 6 PANEL  
LOW PROFILE  
PRE-CURVED PEAK  
FABRIC COVERED SHORT TOUCH STRAP



## 4074 BRUSHED HEAVY COTTON WITH 2 STRIPED PEAK AND SANDWICH

STRUCTURED 6 PANEL  
LOW PROFILE  
PRE-CURVED PEAK  
FABRIC COVERED SHORT TOUCH STRAP



## 4097 BRUSHED HEAVY COTTON WITH CONTRASTING STITCHING AND OPEN LIP SANDWICH

STRUCTURED 6 PANEL LOW PROFILE  
PRE-CURVED PEAK  
FABRIC COVERED SHORT TOUCH STRAP



**3802**  
**SPRING WOVEN FABRIC**  
 WITH MESH TO SIDE PANELS AND PEAK

UNSTRUCTURED 4 PANEL  
 PRE-CURVED PEAK  
 FABRIC STRAP AND BUCKLE



**3817**  
**SPRING WOVEN FABRIC**  
 WITH WIND STRAP & CLIP

STRUCTURED 6 PANEL LOW PROFILE  
 PRE-CURVED PEAK  
 FABRIC COVERED SHORT TOUCH STRAP



**4093**  
**BRUSHED HEAVY COTTON**  
 WITH RACING RIBBON  
 ON PEAK & CLOSURE

STRUCTURED 6 PANEL LOW PROFILE  
 PRE-CURVED PEAK  
 RIBBON COVERED SHORT TOUCH STRAP





**4217**  
**BRUSHED HEAVY COTTON**  
 WITH METAL EYELETS & BUCKLE

STRUCTURED 6 PANEL  
 LOW PROFILE PRE-CURVED PEAK  
 FABRIC STRAP & BUCKLE



**2568**  
**BRUSHED HEAVY COTTON**  
 WITH CONTRASTING PANELS & PIPING

STRUCTURED 6 PANEL  
 LOW PROFILE PRE-CURVED PEAK  
 SHORT TOUCH STRAP



**4040**  
**BRUSHED HEAVY COTTON YOUTH SIZE**

STRUCTURED 6 PANEL  
 LOW PROFILE PRE-CURVED PEAK  
 SHORT TOUCH STRAP



**2569**  
**BRUSHED HEAVY COTTON**  
 WITH PEAK & CROWN INSERTS WITH EMBROIDERED TRIM

STRUCTURED 6 PANEL  
 LOW PROFILE PRE-CURVED PEAK  
 SHORT TOUCH STRAP



**2567**  
**BRUSHED HEAVY COTTON**  
 WITH INSERTED CHECKERED PANELS

STRUCTURED 6 PANEL  
 LOW PROFILE PRE-CURVED PEAK  
 SHORT TOUCH STRAP



**4080**  
**DELUXE BULL DENIM COTTON TWILL**  
 WITH SANDWICH TRIM

STRUCTURED 6 PANEL  
 LOW PROFILE  
 PRE-CURVED PEAK  
 FABRIC COVERED SHORT TOUCH STRAP



**4090**  
**DOUBLE PIQUE MESH**  
 WITH DREAM FIT STYLING

STRUCTURED 6 PANEL FITTED CAP  
 DREAM FIT ELASTIC SWEATBAND  
 PRE-CURVED PEAK WITH DREAM FIT STICKER  
 2 SIZES-M/L & L/XL



**4095**  
**SANDWICH MESH**  
 WITH DREAM FIT STYLING

STRUCTURED 6 PANEL FITTED CAP  
 PRE-CURVED PEAK WITH DREAM FIT STICKER  
 2 SIZES M/L & L/XL



**4088**  
**BRUSHED HEAVY COTTON**  
**AND SPANDEX**  
 WITH DREAM FIT STYLING

STRUCTURED 6 PANEL FITTED CAP / DREAM FIT ELASTIC SWEATBAND  
 PRE-CURVED PEAK WITH DREAM FIT STICKER  
 2 SIZES-M/L & L/XL



**2901**  
**BRUSHED HEAVY COTTON**  
 WITH SANDWICH TRIM & CROWN PIPING

STRUCTURED 6 PANEL  
 LOW PROFILE  
 PRE-CURVED PEAK  
 SHORT TOUCH STRAP



**4099**  
**BRUSHED HEAVY COTTON**  
 WITH WAVING STRIPES ON CROWN & PEAK

STRUCTURED 6 PANEL LOW PROFILE  
 PRE-CURVED PEAK  
 FABRIC COVERED SHORT TOUCH STRAP



**4102**  
**HEAVY COTTON**  
 WITH WOVEN PINSTRIPE

STRUCTURED 6 PANEL LOW PROFILE  
 PRE-CURVED PEAK  
 FABRIC COVERED SHORT TOUCH STRAP



**2433**  
**BRUSHED HEAVY COTTON**  
 WITH SANDWICH TO PEAK & FRONT PANELS

STRUCTURED 6 PANEL  
 LOW PROFILE PRE-CURVED PEAK  
 SHORT TOUCH STRAP



**2436**  
**BRUSHED HEAVY COTTON**  
 WITH INDENT PEAK

STRUCTURED 6 PANEL  
 LOW PROFILE PRE-CURVED PEAK  
 FABRIC STRAP & PRESS STUD BUCKLE



**2434**  
**BRUSHED HEAVY COTTON**  
 WITH RUNNING LINE EMBROIDERY ON PEAK & CROWN

STRUCTURED 6 PANEL  
 LOW PROFILE PRE-CURVED PEAK  
 FABRIC STRAP WITH METAL BUCKLE AND SLIT





**2899**  
**BRUSHED HEAVY COTTON**

WITH SANDWICH TRIM & STRIPES ON CROWN,  
CONTRAST STITCHING ON PEAK

STRUCTURED 6 PANEL  
LOW PROFILE  
PRE-CURVED PEAK  
SHORT TOUCH STRAP



**2895**  
**BRUSHED HEAVY COTTON**  
**CONTRASTING CAP**

STRUCTURED 6 PANEL  
LOW PROFILE  
PRE-CURVED PEAK  
SHORT TOUCH STRAP



**2896**  
**BRUSHED HEAVY COTTON**

WITH INSERTS/EMBROIDERY ON CROWN & PEAK

STRUCTURED TRI-COLOUR CAP  
LOW PROFILE  
PRE-CURVED PEAK  
FABRIC STRAP & BUCKLE WITH METAL SLIT



**2435**  
**BRUSHED HEAVY COTTON**  
WITH INDENT PEAK & CONTRASTING PIPING

STRUCTURED 6 PANEL  
LOW PROFILE PRE-CURVED PEAK  
SHORT TOUCH STRAP



**2438**  
**BRUSHED HEAVY COTTON**  
WITH PEAK & CROWN MESH INSERTS

STRUCTURED 6 PANEL  
LOW PROFILE PRE-CURVED PEAK  
SHORT TOUCH STRAP



**2439**  
**BRUSHED HEAVY COTTON**  
WITH MESH PEAK & CROWN INSERTS

STRUCTURED 6 PANEL  
LOW PROFILE PRE-CURVED PEAK  
SHORT TOUCH STRAP



**2442**  
**BRUSHED HEAVY COTTON**

UNSTRUCTURED 5 PANEL  
LOW PROFILE PRE-CURVED PEAK  
FABRIC STRAP WITH BRASS BUCKLE AND BRASS SLIT



**2451**  
**BRUSHED HEAVY COTTON**  
WITH LINE EMBROIDERY

STRUCTURED 6 PANEL  
LOW PROFILE PRE-CURVED PEAK  
SHORT TOUCH STRAP



**2443**  
**BRUSHED HEAVY COTTON**  
WITH SANDWICH BARBED-WIRE EMBROIDERY

STRUCTURED 6 PANEL  
LOW PROFILE PRE-CURVED PEAK  
SHORT TOUCH STRAP



## 4092 BRUSHED HEAVY COTTON

WITH CROWN  
INSERTS & SANDWICH

STRUCTURED 6 PANEL  
LOW PROFILE  
PRE-CURVED PEAK  
FABRIC STRAP & BUCKLE



## 4087 PREMIUM AMERICAN TWILL

WITH SNAP 59 STYLING

STRUCTURED 6 PANEL CAP  
FLAT PEAK WITH SNAP 59 FIT STICKER  
DOUBLE PLASTIC SNAP CLOSURE



## 4096 BRUSHED HEAVY COTTON

WITH CROWN INSERTS & CONTRASTING  
PEAK UNDER & STRAP

STRUCTURED 6 PANEL LOW PROFILE  
PRE-CURVED PEAK / FABRIC COVERED SHORT TOUCH STRAP





**2441**  
**BRUSHED HEAVY COTTON**  
 WITH PEAK AND CROWN INDENT & CONTRASTING PIPING

STRUCTURED 6 PANEL  
 LOW PROFILE PRE-CURVED PEAK  
 SHORT TOUCH STRAP



**2444**  
**BRUSHED HEAVY COTTON**  
 WITH SANDWICH BARBED-WIRE EMBROIDERY

STRUCTURED 6 PANEL  
 LOW PROFILE PRE-CURVED PEAK  
 SHORT TOUCH STRAP



**2445**  
**BRUSHED HEAVY COTTON**  
 WITH BLAZE EMBROIDERY ON PEAK & SIDE

STRUCTURED 6 PANEL  
 LOW PROFILE PRE-CURVED PEAK  
 SHORT TOUCH STRAP



**2448**  
**BRUSHED HEAVY COTTON**  
 WITH MESH PEAK & CROWN INDENT,  
 EMBROIDERED TRIM & PIPING

STRUCTURED 6 PANEL  
 LOW PROFILE PRE-CURVED PEAK  
 SHORT TOUCH STRAP



**2446**  
**BRUSHED HEAVY COTTON**  
 WITH INSERTS & EMBROIDERY ON PEAK & CROWN

STRUCTURED 6 PANEL  
 LOW PROFILE PRE-CURVED PEAK  
 FABRIC STRAP WITH BUCKLE



**2449**  
**BRUSHED HEAVY COTTON**  
 WITH INSERT TRIM TO PEAK & CROWN

STRUCTURED 6 PANEL  
 LOW PROFILE PRE-CURVED PEAK  
 SHORT TOUCH STRAP



**4103**  
**BRUSHED HEAVY COTTON**  
WITH CROWN PIPING AND SANDWICH

STRUCTURED 6 PANEL LOW PROFILE  
PRE-CURVED PEAK  
FABRIC COVERED SHORT TOUCH STRAP



**2902**  
**BRUSHED HEAVY COTTON**  
WITH FABRIC INSERTS & EMBROIDERY ON CROWN & PEAK

STRUCTURED 6 PANEL  
LOW PROFILE  
PRE-CURVED PEAK  
SHORT TOUCH STRAP



**2903**  
**BRUSHED HEAVY COTTON**  
WITH FABRIC TRIMS/EMBROIDERY  
& PIPING ON CROWN & PEAK

STRUCTURED LOW PROFILE  
PRE-CURVED PEAK  
SHORT TOUCH STRAP





**2839**  
**LEAF CAMOUFLAGE**  
 WITH PEAK INDENT & PIPING

STRUCTURED 6 PANEL  
 LOW PROFILE  
 PRE-CURVED PEAK  
 FABRIC STRAP & BUCKLE WITH METAL SLIT



**4091**  
**RIPSTOP DIGITAL CAMOUFLAGE**  
 MILITARY CAP

PRE-CURVED PEAK  
 FABRIC COVERED SHORT TOUCH STRAP



**2440**  
**BRUSHED HEAVY COTTON**  
 WITH CAMOUFLAGE PEAK & CROWN INSERTS

STRUCTURED 6 PANEL  
 LOW PROFILE PRE-CURVED PEAK  
 FABRIC STRAP WITH METAL BUCKLE AND SLIT



**2454**  
**BRUSHED HEAVY COTTON**  
 CHECK EMBROIDERED TO PEAK

STRUCTURED 6 PANEL  
 LOW PROFILE PRE-CURVED PEAK  
 FABRIC STRAP & BUCKLE



**2452**  
**BRUSHED HEAVY COTTON**  
 WITH PEAK & CROWN INSERT

STRUCTURED 6 PANEL  
 LOW PROFILE PRE-CURVED PEAK  
 FABRIC STRAP WITH BUCKLE



**2455**  
**BRUSHED HEAVY COTTON**  
 WITH PEAK INSERT, TRIM & TRACING EMBROIDERY LINE

STRUCTURED 6 PANEL  
 LOW PROFILE PRE-CURVED PEAK  
 SHORT TOUCH STRAP



**2430**  
**BRUSHED HEAVY COTTON**  
WITH BLAZE EMBROIDERY PEAK & SIDE

STRUCTURED 6 PANEL  
LOW PROFILE PRE-CURVED PEAK  
SHORT TOUCH STRAP



**2431**  
**BRUSHED HEAVY COTTON**  
WITH BLAZE EMBROIDERY ON PEAK  
AND CONTRASTING STITCHING

STRUCTURED 6 PANEL  
LOW PROFILE PRE-CURVED PEAK  
SHORT TOUCH STRAP



**2432**  
**BRUSHED HEAVY COTTON**  
WITH LIGHTNING BOLT EMBROIDERY

STRUCTURED 6 PANEL  
LOW PROFILE PRE-CURVED PEAK  
SHORT TOUCH STRAP



**2457**  
**BRUSHED HEAVY COTTON**  
 WITH MESH INSERTS

STRUCTURED 6 PANEL  
 LOW PROFILE PRE-CURVED PEAK  
 SHORT TOUCH STRAP



**2460**  
**BRUSHED HEAVY COTTON**  
 WITH EMBROIDERED TRIM

STRUCTURED 6 PANEL  
 LOW PROFILE PRE-CURVED PEAK  
 FABRIC STRAP & BUCKLE



**2453**  
**BRUSHED HEAVY COTTON**  
 WITH SANDWICH PEAK & CROWN INDENT  
 & EMBROIDERY STRIPES

STRUCTURED 6 PANEL  
 LOW PROFILE PRE-CURVED PEAK  
 SHORT TOUCH STRAP



**2456**  
**BRUSHED HEAVY COTTON**  
 WITH CONTRASTING TRIM & FLASH EMBROIDERY

STRUCTURED 6 PANEL  
 LOW PROFILE PRE-CURVED PEAK  
 SHORT TOUCH STRAP



**2458**  
**BRUSHED HEAVY COTTON**  
 WITH TWO TONE PEAK TRIM

STRUCTURED 6 PANEL  
 LOW PROFILE PRE-CURVED PEAK  
 SHORT TOUCH STRAP



**2461**  
**BRUSHED HEAVY COTTON**  
 WITH PEAK & CROWN TRIM & PIPING

STRUCTURED 6 PANEL  
 LOW PROFILE PRE-CURVED PEAK  
 FABRIC STRAP & BUCKLE





**2487**  
**BRUSHED HEAVY COTTON**

WITH FLAME EMBROIDERY  
 ON PEAK & SIDE FLAG EMBROIDERY

STRUCTURED 6 PANEL  
 LOW PROFILE PRE-CURVED PEAK  
 SHORT TOUCH STRAP



**4028**  
**LEAF PRINT CAMOUFLAGE**  
**COTTON TWILL**

STRUCTURED 6 PANEL  
 LOW PROFILE  
 PRE-CURVED PEAK  
 FABRIC COVERED SHORT TOUCH STRAP



**2489**  
**BRUSHED HEAVY COTTON**  
 WITH CAMOUFLAGE INSERTS

STRUCTURED 6 PANEL  
 LOW PROFILE PRE-CURVED PEAK  
 SHORT TOUCH STRAP



**4026**  
BRUSHED HEAVY COTTON  
TRI-COLOURED CAP

STRUCTURED  
LOW PROFILE PRE-CURVED PEAK  
FABRIC STRAP & BUCKLE



**2463**  
BRUSHED HEAVY COTTON  
WITH SICKLE EMBROIDERY

STRUCTURED 6 PANEL  
LOW PROFILE PRE-CURVED PEAK  
SHORT TOUCH STRAP



**2459**  
BRUSHED HEAVY COTTON  
WITH TYRE TRACK EMBROIDERY

STRUCTURED 6 PANEL  
LOW PROFILE PRE-CURVED PEAK  
SHORT TOUCH STRAP



**2462**  
BRUSHED HEAVY COTTON  
WITH SANDWICH & PEAK TRIM

STRUCTURED 6 PANEL  
LOW PROFILE PRE-CURVED PEAK  
COMFORT FIT TOUCH STRAP



**4199**  
BRUSHED HEAVY COTTON

STRUCTURED 6 PANEL  
LOW PROFILE PRE-CURVED PEAK  
SHORT TOUCH STRAP



**2464**  
BRUSHED HEAVY COTTON  
WITH EMBROIDERED PEAK INSERT

STRUCTURED 6 PANEL  
LOW PROFILE PRE-CURVED PEAK  
SHORT TOUCH STRAP



## 2490 BRUSHED HEAVY COTTON

WITH EMBROIDERED EDGED INSERTS TO PEAK & CROWN

STRUCTURED 6 PANEL  
LOW PROFILE PRE-CURVED PEAK  
SHORT TOUCH STRAP



## 2491 BRUSHED HEAVY COTTON

WITH SANDWICH & PEAK INSERT

STRUCTURED 6 PANEL  
LOW PROFILE PRE-CURVED PEAK  
SHORT TOUCH STRAP



## 2492 BRUSHED HEAVY COTTON

WITH WAVE EMBROIDERY

STRUCTURED 6 PANEL  
LOW PROFILE PRE-CURVED PEAK  
SHORT TOUCH STRAP



**4185**  
**DOUBLE PIQUE MESH**  
WITH OPEN SANDWICH

STRUCTURED 6 PANEL  
LOW PROFILE PRE-CURVED PEAK  
SHORT TOUCH STRAP



**2468**  
**BRUSHED HEAVY COTTON**  
WITH PEAK INDENT & EMBROIDERED TRIM

STRUCTURED 6 PANEL  
LOW PROFILE PRE-CURVED PEAK  
SHORT TOUCH STRAP



**2469**  
**BRUSHED HEAVY COTTON**  
**DUAL COLOURED**  
WITH PIPING & STARS & STRIPES SANDWICH

STRUCTURED 6 PANEL  
LOW PROFILE PRE-CURVED PEAK  
SHORT TOUCH STRAP



**4086**  
**BRUSHED HEAVY COTTON**  
WITH CONTRASTING STITCHING & CROSS STITCHED PEAK

STRUCTURED 6 PANEL  
LOW PROFILE PRE-CURVED PEAK  
ELASTIC AND BUCKLE TOUCH STRAP



**2470**  
**BRUSHED HEAVY COTTON**  
WITH MESH INSERT ON PEAK & EMBROIDERED TRIM

STRUCTURED 6 PANEL  
LOW PROFILE PRE-CURVED PEAK  
SHORT TOUCH STRAP



**4018**  
**BRUSHED HEAVY COTTON**  
WITH LAMINATED TWO-TONE PEAK

STRUCTURED 6 PANEL  
LOW PROFILE PRE-CURVED PEAK  
SHORT TOUCH STRAP



## 2904 BRUSHED HEAVY COTTON

WITH CROWN / PEAK EMBROIDERY &  
FABRIC INSERTS ON PEAK

STRUCTURED 6 PANEL  
LOW PROFILE  
PRE-CURVED PEAK  
SHORT TOUCH STRAP



## 2917 BRUSHED HEAVY COTTON

WITH FABRIC INSERTS/PIPING ON CROWN & PEAK

STRUCTURED 6 PANEL  
LOW PROFILE  
PRE-CURVED PEAK  
SHORT TOUCH STRAP



## 2906 BRUSHED HEAVY COTTON

WITH FABRIC INSERTS/EMBROIDERY ON CROWN & PEAK

STRUCTURED 6 PANEL  
LOW PROFILE  
PRE-CURVED PEAK  
SHORT TOUCH STRAP



**2471**  
**BRUSHED HEAVY COTTON**  
WITH MESH PEAK TRIM & FLAME EMBROIDERY

STRUCTURED 6 PANEL  
LOW PROFILE PRE-CURVED PEAK  
SHORT TOUCH STRAP



**4019**  
**BRUSHED HEAVY COTTON**  
WITH HI-VIS LAMINATED TWO-TONE PEAK

STRUCTURED 6 PANEL  
LOW PROFILE PRE-CURVED PEAK  
SHORT TOUCH STRAP



**2475**  
**BRUSHED HEAVY COTTON**  
WITH LAMINATED PEAK INSERTS

STRUCTURED 6 PANEL  
LOW PROFILE PRE-CURVED PEAK  
SHORT TOUCH STRAP



**4221**  
**BRUSHED HEAVY COTTON**  
WITH PEAK & CROWN TRIM

FABRIC STRAP WITH BRASS BUCKLE AND SLIT



**2476**  
**BRUSHED HEAVY COTTON**  
WITH INSERTS & EMBROIDERED TRIM

STRUCTURED 6 PANEL  
LOW PROFILE PRE-CURVED PEAK  
FABRIC STRAP & BUCKLE



**4058**  
**BRUSHED HEAVY COTTON**  
WITH MESH INSERTS ON PEAK

STRUCTURED 6 PANEL LOW PROFILE  
PRE-CURVED PEAK WITH MESH INSERTS  
SHORT TOUCH STRAP



**2907**  
**BRUSHED HEAVY COTTON**  
 WITH FLAME DESIGN ON CROWN & PEAK

STRUCTURED 6 PANEL  
 LOW PROFILE  
 PRE-CURVED PEAK  
 SHORT TOUCH STRAP



**2908**  
**BRUSHED HEAVY COTTON**

WITH SANDWICH TRIM & FABRIC INSERTS/EMBROIDERY  
 ON CROWN & PEAK

STRUCTURED 6 PANEL  
 LOW PROFILE  
 PRE-CURVED PEAK  
 SHORT TOUCH STRAP



**2924**  
**BRUSHED HEAVY COTTON**

WITH PEAK INSERTS & EMBROIDERY

STRUCTURED 6 PANEL  
 LOW PROFILE  
 PRE-CURVED PEAK  
 SHORT TOUCH STRAP



**4023**  
**BRUSHED HEAVY COTTON**  
 WITH MAGNETIC BALL MARKER ON PEAK

STRUCTURED 6 PANEL  
 LOW PROFILE PRE-CURVED PEAK WITH BALL MARKER  
 ELASTIC AND BUCKLE HIDDEN TOUCH STRAP



**2480**  
**MESH COVERED COTTON**  
 WITH SANDWICH

STRUCTURED 6 PANEL  
 LOW PROFILE PRE-CURVED PEAK  
 SHORT TOUCH STRAP



**4203**  
**BRUSHED HEAVY COTTON**  
 WITH PEAK INSERTS & SANDWICH

STRUCTURED 6 PANEL  
 LOW PROFILE PRE-CURVED PEAK  
 SHORT TOUCH STRAP



**4179**  
**BRUSHED HEAVY COTTON**  
 WITH RIFT EMBROIDERY

STRUCTURED 6 PANEL  
 LOW PROFILE PRE-CURVED PEAK  
 SHORT TOUCH STRAP



**2484**  
**BRUSHED HEAVY COTTON**  
 WITH INSERTS & EMBROIDERED TRIM

STRUCTURED 6 PANEL  
 LOW PROFILE PRE-CURVED PEAK  
 SHORT TOUCH STRAP



**2481**  
**BRUSHED HEAVY COTTON**  
 WITH FLAME EMBROIDERY

STRUCTURED 6 PANEL  
 LOW PROFILE PRE-CURVED PEAK  
 SHORT TOUCH STRAP





**2731**  
**BRUSHED HEAVY COTTON**

WITH PEAK INDENTS/EMBROIDERY ON CROWN & PEAK

STRUCTURED 6 PANEL  
LOW PROFILE  
PRE-CURVED PEAK  
SHORT TOUCH STRAP



**2732**  
**BRUSHED HEAVY COTTON**

WITH SANDWICH TRIM AND EMBROIDERED PATTERN ON CROWN & PEAK

STRUCTURED 6 PANEL  
LOW PROFILE  
PRE-CURVED PEAK  
FABRIC STRAP & BUCKLE



**2733**  
**BRUSHED HEAVY COTTON**

WITH SANDWICH TRIM AND FABRIC INSERTS/ EMBROIDERY ON CROWN & PEAK

STRUCTURED 6 PANEL / LOW PROFILE  
PRE-CURVED PEAK  
SHORT TOUCH STRAP



**2494**  
**BRUSHED HEAVY COTTON**  
 WITH CROWN & PEAK INSERT

STRUCTURED 6 PANEL  
 LOW PROFILE PRE-CURVED PEAK  
 SHORT TOUCH STRAP



**4184**  
**BRUSHED COTTON**  
 WITH INSERT MESH PEAK

STRUCTURED 6 PANEL  
 LOW PROFILE PRE-CURVED PEAK  
 SHORT TOUCH STRAP



**3803**  
**TRUCKERS MESH CAP**

5 PANEL  
 PRE-CURVED PEAK  
 PLASTIC STRAP



**4241**  
**BRUSHED HEAVY COTTON**

UNSTRUCTURED 6 PANEL  
 LOW PROFILE PRE-CURVED PEAK  
 SHORT TOUCH STRAP



**4181**  
**BRUSHED COTTON**  
 WITH MESH BACK

STRUCTURED 6 PANEL  
 LOW PROFILE PRE-CURVED PEAK  
 TWIN HOLE PLASTIC STRAP



**2498**  
**BRUSHED HEAVY COTTON**  
 WITH INDENTED PEAK FLAMES

STRUCTURED 6 PANEL  
 LOW PROFILE PRE-CURVED PEAK  
 SHORT TOUCH STRAP



## 2909 BRUSHED HEAVY COTTON

WITH SANDWICH TRIM AND CROWN/PEAK INSERTS & EMBROIDERY

STRUCTURED 6 PANEL  
LOW PROFILE  
PRE-CURVED PEAK  
SHORT TOUCH STRAP



## 2910 BRUSHED HEAVY COTTON

WITH SANDWICH TRIM, AND CROWN & PEAK INSERTS/EMBROIDERY

STRUCTURED 6 PANEL  
LOW PROFILE  
PRE-CURVED PEAK  
SHORT TOUCH STRAP



## 2911 BRUSHED HEAVY COTTON

WITH CROWN & PEAK PRINTED DESIGN

STRUCTURED 6 PANEL  
LOW PROFILE  
PRE-CURVED PEAK  
SHORT TOUCH STRAP



**2499**  
**BRUSHED HEAVY COTTON**  
WITH PEAK INDENT & EMBROIDERY

STRUCTURED 6 PANEL  
LOW PROFILE PRE-CURVED PEAK  
SHORT TOUCH STRAP



**2502**  
**BRUSHED HEAVY COTTON & MESH**  
WITH EMBROIDERY TO PEAK

STRUCTURED 6 PANEL  
LOW PROFILE PRE-CURVED PEAK  
SHORT TOUCH STRAP



**2500**  
**BRUSHED HEAVY COTTON**  
WITH MESH INDENTED PEAK FLAMES

STRUCTURED 6 PANEL  
LOW PROFILE PRE-CURVED PEAK  
SHORT TOUCH STRAP



**4242**  
**BRUSHED COTTON**

STRUCTURED 6 PANEL  
LOW PROFILE PRE-CURVED PEAK  
SHORT TOUCH STRAP



**2501**  
**BRUSHED HEAVY COTTON**  
WITH PEAK & CROWN TRIMMED INSERTS

STRUCTURED 6 PANEL  
LOW PROFILE PRE-CURVED PEAK  
SHORT TOUCH STRAP



**2505**  
**BRUSHED HEAVY COTTON**  
WITH PEAK INDENT & PIPING

STRUCTURED 6 PANEL  
LOW PROFILE PRE-CURVED PEAK  
SHORT TOUCH STRAP



**2822**  
**BRUSHED HEAVY COTTON**  
 WITH PEAK INSERTS & EMBROIDERY

STRUCTURED 6 PANEL  
 LOW PROFILE  
 PRE-CURVED PEAK  
 SHORT TOUCH STRAP



**4200**  
**BRUSHED HEAVY COTTON**  
 WITH SUEDE PEAK

STRUCTURED 6 PANEL  
 LOW PROFILE PRE-CURVED PEAK  
 BRUSHED COTTON UNDER  
 SHORT TOUCH STRAP



**4237**  
**WATER RESISTANT POLYNOVIC**

SEMI-STRUCTURED 6 PANEL  
 LOW PROFILE PRE-CURVED PEAK  
 FABRIC STRAP & BUCKLE



**2506**  
**BRUSHED HEAVY COTTON**  
 WITH INDENTED CONTRASTING PANELS

STRUCTURED 6 PANEL  
 LOW PROFILE PRE-CURVED PEAK  
 SHORT TOUCH STRAP



**4193**  
**BRUSHED HEAVY COTTON**  
 WITH SUEDE PEAK & SANDWICH TRIM

STRUCTURED 6 PANEL  
 LOW PROFILE PRE-CURVED PEAK  
 BRUSHED COTTON UNDER  
 FABRIC STRAP & BUCKLE



**2510**  
**BRUSHED HEAVY COTTON**  
 WITH FLAME EMBROIDERED

STRUCTURED 6 PANEL  
 LOW PROFILE PRE-CURVED PEAK  
 SHORT TOUCH STRAP



**2914**  
**BRUSHED HEAVY COTTON**

WITH WAVE EMBROIDERY ON CROWN & PEAK

STRUCTURED 6 PANEL  
LOW PROFILE  
PRE-CURVED PEAK  
SHORT TOUCH STRAP



**2915**  
**BRUSHED HEAVY COTTON**  
**TRI-COLOURED CAP**

WITH CHECK PRINT

STRUCTURED 6 PANEL  
LOW PROFILE  
PRE-CURVED PEAK  
FABRIC STRAP & BUCKLE



**2804**  
**BRUSHED HEAVY COTTON**

WITH AUSTRALIA EMBROIDERY ON PEAK

STRUCTURED 6 PANEL / LOW PROFILE  
PRE-CURVED PEAK  
SHORT TOUCH STRAP



**2905**  
**BRUSHED HEAVY COTTON**  
 WITH AUSTRALIA APPLIQUE ON CROWN & PEAK

STRUCTURED 6 PANEL  
 LOW PROFILE  
 PRE-CURVED PEAK  
 SHORT TOUCH STRAP



**4052**  
**BRUSHED COTTON**  
**WAVING FLAG CAP**

STRUCTURED 6 PANEL LOW PROFILE  
 PRINTED PRE-CURVED PEAK  
 FABRIC COVERED SHORT TOUCH STRAP



**2919**  
**BRUSHED HEAVY COTTON**  
 WITH AUSTRALIA FLAG INSERT/ EMBROIDERY ON PEAK

STRUCTURED 6 PANEL  
 LOW PROFILE  
 PRE-CURVED PEAK  
 FABRIC STRAP & BUCKLE



**2517**  
**BRUSHED HEAVY COTTON**  
WITH SWIRL EMBROIDERY

STRUCTURED 6 PANEL  
LOW PROFILE PRE-CURVED PEAK  
SHORT TOUCH STRAP



**4053**  
**BRUSHED HEAVY COTTON**  
**TWO TONE CAP**

WITH CONTRASTING STITCHING & OPEN LIP SANDWICH

STRUCTURED 6 PANEL  
LOW PROFILE PRE-CURVED PEAK  
SHORT TOUCH STRAP



**2518**  
**BRUSHED HEAVY COTTON**  
WITH INSERTS ON CROWN & PEAK

STRUCTURED 6 PANEL  
LOW PROFILE PRE-CURVED PEAK  
SHORT TOUCH STRAP



**2521**  
**BRUSHED HEAVY COTTON**  
WITH ALLOVER FLAME EMBROIDERY

STRUCTURED 6 PANEL  
LOW PROFILE PRE-CURVED PEAK  
SHORT TOUCH STRAP



**2519**  
**BRUSHED HEAVY COTTON**  
WITH WAVE EMBROIDERY

STRUCTURED 6 PANEL  
LOW PROFILE PRE-CURVED PEAK  
SHORT TOUCH STRAP



**2522**  
**BRUSHED HEAVY COTTON**  
WITH INSERT PANEL & DOUBLE STRIPED PEAK

STRUCTURED 6 PANEL  
LOW PROFILE PRE-CURVED PEAK  
SHORT TOUCH STRAP





**4173**  
**BRUSHED HEAVY COTTON**  
 WITH PIPING

STRUCTURED 6 PANEL  
 LOW PROFILE PRE-CURVED PEAK  
 BRUSHED COTTON UNDER  
 FABRIC STRAP & BUCKLE



**2532**  
**BRUSHED HEAVY COTTON**  
 WITH PEAK INSERT & PIPING

STRUCTURED 6 PANEL  
 LOW PROFILE PRE-CURVED PEAK  
 SHORT TOUCH STRAP



**4175**  
**BRUSHED HEAVY COTTON**  
 WITH PIPING TRI-COLOUR

STRUCTURED 6 PANEL  
 LOW PROFILE PRE-CURVED PEAK  
 BRUSHED COTTON UNDER  
 FABRIC STRAP & BUCKLE



**2533**  
**BRUSHED HEAVY COTTON**  
 WITH PEAK & CROWN MESH TRIM & PIPING

STRUCTURED 6 PANEL  
 LOW PROFILE PRE-CURVED PEAK  
 SHORT TOUCH STRAP



**2531**  
**PRO ROTATED BRUSHED**  
**HEAVY COTTON**

STRUCTURED 6 PANEL  
 LOW PROFILE PRE-CURVED PEAK  
 FABRIC STRAP & METAL BUCKLE AND SLIT



**4047**  
**BRUSHED HEAVY COTTON**  
 WITH PIPING ON PEAK & CROWN

STRUCTURED 6 PANEL CURVED DEEP FIT  
 PRE-CURVED PEAK  
 ELASTIC AND BUCKLE TOUCH STRAP



**4013**  
**AMERICAN PREMIUM TWILL**  
 WITH SANDWICH TRIM ON PEAK & CROWN

STRUCTURED 6 PANEL  
 LOW PROFILE PRE-CURVED  
 EXTRA LENGTH PEAK  
 FABRIC STRAP & BUCKLE



**4014**  
**BRUSHED HEAVY COTTON**  
 WITH INSERTS ON THE PEAK & CROWN

STRUCTURED 6 PANEL  
 LOW PROFILE PRE-CURVED PEAK  
 SHORT TOUCH STRAP



**4210**  
**BRUSHED HEAVY COTTON**  
 WITH SANDWICH TRIM

STRUCTURED 6 PANEL  
 LOW PROFILE PRE-CURVED PEAK  
 BRUSHED COTTON UNDER  
 FABRIC STRAP & BUCKLE



**2539**  
**BRUSHED HEAVY COTTON**  
 WITH SANDWICH & INSERTS TO CROWN & PEAK

STRUCTURED 6 PANEL  
 LOW PROFILE PRE-CURVED PEAK  
 FABRIC STRAP & BUCKLE



**4167**  
**BRUSHED HEAVY COTTON**  
 WITH INDENTED PEAK

STRUCTURED 6 PANEL  
 LOW PROFILE PRE-CURVED PEAK  
 FABRIC STRAP & BUCKLE



**2540**  
**BRUSHED HEAVY COTTON**  
 WITH SANDWICH, INDENT & EMBROIDERED TRIM

STRUCTURED 6 PANEL  
 LOW PROFILE PRE-CURVED PEAK  
 SHORT TOUCH STRAP



**4168**  
**WASHED CHINO TWILL**

UNSTRUCTURED 6 PANEL  
LOW PROFILE PRE-CURVED PEAK  
FABRIC STRAP WITH BRASS BUCKLE & BRASS SLIT



**2544**  
**BRUSHED HEAVY COTTON**  
WITH PEAK TRIM

STRUCTURED 6 PANEL  
LOW PROFILE PRE-CURVED PEAK  
FABRIC STRAP & BUCKLE



**4022**  
**BRUSHED HEAVY COTTON**  
WITH EMBOSSED PU PEAK

STRUCTURED 6 PANEL LOW PROFILE  
PRE-CURVED PEAK WITH EMBOSSED GOLFER  
FABRIC STRAP AND EMBOSSED BUCKLE & METAL SLIT



**2545**  
**BRUSHED HEAVY COTTON**  
WITH PEAK INDENT & EMBROIDERED TRIM

STRUCTURED 6 PANEL  
LOW PROFILE PRE-CURVED PEAK  
SHORT TOUCH STRAP



**2543**  
**BRUSHED HEAVY COTTON**  
WITH LIGHTNING BOLT EMBROIDERY

STRUCTURED 6 PANEL  
LOW PROFILE PRE-CURVED PEAK  
SHORT TOUCH STRAP



**4024**  
**BABY CORDUROY MILITARY CAP**

PRE-CURVED PEAK  
SHORT TOUCH STRAP



**4229**  
**BRUSHED COTTON**  
 WITH SANDWICH TRIM

UNSTRUCTURED 6 PANEL LOW PROFILE  
 PRE-CURVED PEAK  
 FABRIC STRAP & BUCKLE



**4212**  
**BRUSHED HEAVY COTTON**  
 WITH DOUBLE SANDWICH

STRUCTURED 6 PANEL  
 LOW PROFILE PRE-CURVED PEAK  
 FABRIC STRAP & BUCKLE



**2563**  
**BRUSHED HEAVY COTTON**  
 WITH THIN TRIM OVER CROWN

STRUCTURED 6 PANEL  
 LOW PROFILE PRE-CURVED PEAK  
 SHORT TOUCH STRAP



**4194**  
**PREMIUM BRUSHED HEAVY COTTON**

STRUCTURED 6 PANEL  
 LOW PROFILE PRE-CURVED PEAK  
 BRUSHED UNDER  
 FABRIC STRAP BRASS BUCKLE & BRASS SLIT



**4246**  
**BRUSHED REGULAR COTTON**  
 WITH SUEDE PEAK

STRUCTURED 6 PANEL  
 LOW PROFILE PRE-CURVED PEAK  
 BRUSHED COTTON UNDER  
 SHORT TOUCH STRAP



**2564**  
**BRUSHED HEAVY COTTON**  
 WITH EMBROIDERED PEAK TRIMMED INSERT

STRUCTURED 6 PANEL  
 LOW PROFILE PRE-CURVED PEAK  
 SHORT TOUCH STRAP



**2768**  
**BRUSHED HEAVY COTTON**

WITH FABRIC INSERTS ON CROWN & PEAK,  
EMBROIDERED LINES ON PEAK

STRUCTURED 6 PANEL  
LOW PROFILE  
PRE-CURVED PEAK  
SHORT TOUCH STRAP



**2898**  
**BRUSHED HEAVY COTTON**

WITH FABRIC INSERT/EMBROIDERY ON CROWN & PEAK

STRUCTURED 6 PANEL  
LOW PROFILE  
PRE-CURVED PEAK  
FABRIC STRAP & BUCKLE WITH METAL SLIT



**2900**  
**BRUSHED HEAVY COTTON**

WITH SANDWICH TRIM, PEAK INDENT  
& CROWN/PEAK EMBROIDERY

STRUCTURED 6 PANEL / LOW PROFILE  
PRE-CURVED PEAK  
SHORT TOUCH STRAP



**4081**  
**BRUSHED HEAVY COTTON**  
 WITH LIQUID METAL FLAME

STRUCTURED 6 PANEL LOW PROFILE  
 PRE-CURVED PEAK  
 FABRIC COVERED SHORT  
 TOUCH STRAP



**4016**  
**BRUSHED HEAVY COTTON**  
 WITH SONIC WELD FLAMES

STRUCTURED 6 PANEL  
 LOW PROFILE PRE-CURVED PEAK  
 SHORT TOUCH STRAP



**4044**  
**BRUSHED HEAVY COTTON**  
 WITH CHECKER PLATE ON PEAK

STRUCTURED 6 PANEL LOW PROFILE  
 PRE-CURVED PEAK WITH CHECKER PLATE  
 SHORT TOUCH STRAP



**2575**  
**BRUSHED HEAVY COTTON**  
 WITH FLAME EMBROIDERY TO PEAK & CROWN

STRUCTURED 6 PANEL  
 LOW PROFILE PRE-CURVED PEAK  
 SHORT TOUCH STRAP



**4015**  
**BRUSHED HEAVY COTTON**  
 WITH TYRE TRACKS

STRUCTURED 6 PANEL  
 LOW PROFILE PRE-CURVED PEAK  
 SHORT TOUCH STRAP



**2576**  
**BRUSHED HEAVY COTTON**  
 PIPED PEAK INSERTS

STRUCTURED 6 PANEL  
 LOW PROFILE PRE-CURVED PEAK  
 SHORT TOUCH STRAP



**4236**  
**BRUSHED HEAVY COTTON**  
WITH DOUBLE FLAME

STRUCTURED LOW PROFILE  
PRE-CURVED PEAK  
FABRIC STRAP & BUCKLE



**4238**  
**BRUSHED HEAVY COTTON**  
WITH MESH COVERED REFLECTIVE TRIM

STRUCTURED 6 PANEL  
LOW PROFILE PRE-CURVED PEAK  
SHORT TOUCH STRAP



**4224**  
**BRUSHED HEAVY COTTON**  
WITH CHECKS

STRUCTURED LOW PROFILE  
PRE-CURVED PEAK  
FABRIC STRAP & BUCKLE



**4213**  
**BRUSHED HEAVY COTTON**  
WITH REFLECTIVE SANDWICH & STRAP

STRUCTURED 6 PANEL  
LOW PROFILE PRE-CURVED PEAK  
REFLECTIVE SANDWICH & REFLECTIVE COVERED SHORT STRAP



**4214**  
**BRUSHED HEAVY COTTON**  
WITH REFLECTIVE TRIM & TAB ON PEAK

STRUCTURED 6 PANEL  
LOW PROFILE PRE-CURVED PEAK  
REFLECTIVE TRIM & BRUSHED COTTON TAB ON PEAK  
FABRIC STRAP & BUCKLE



**4183**  
**BRUSHED COTTON**  
WITH SWOOSH & CHECK EMBROIDERY

STRUCTURED 6 PANEL  
LOW PROFILE PRE-CURVED PEAK  
SHORT TOUCH STRAP

**2664**

**BRUSHED HEAVY COTTON & SPANDEX**

WITH DREAM STYLING & SANDWICH TRIM

STRUCTURED 6 PANEL FITTED CAP  
DREAM FIT ELASTIC SWEATBAND  
PRE-CURVED PEAK  
2 SIZES – M/L & L/XL



**2832**  
**BRUSHED HEAVY COTTON**

WITH SANDWICH TRIM AND FABRIC INSERT  
ON CROWN & PEAK

STRUCTURED 6 PANEL  
LOW PROFILE  
PRE-CURVED PEAK  
SHORT TOUCH STRAP





## 2697 BRUSHED HEAVY COTTON

WITH FABRIC INSERTS AND  
EMBROIDERY ON CROWN & PEAK

STRUCTURED 6 PANEL  
LOW PROFILE  
PRE-CURVED PEAK  
SHORT TOUCH STRAP



## 4178 BRUSHED COTTON

WITH TRI-COLOURED PEAK

STRUCTURED 6 PANEL  
LOW PROFILE PRE-CURVED PEAK  
SHORT TOUCH STRAP



**2769**  
**BRUSHED HEAVY COTTON**

WITH SANDWICH TRIM & INSERTS/EMBROIDERY ON CROWN & PEAK

STRUCTURED 6 PANEL  
LOW PROFILE  
PRE-CURVED PEAK  
SHORT TOUCH STRAP



**2770**  
**BRUSHED HEAVY COTTON**

WITH SANDWICH TRIM AND EMBROIDERY DESIGN ON CROWN & PEAK

STRUCTURED 6 PANEL / LOW PROFILE  
PRE-CURVED PEAK  
SHORT TOUCH STRAP



**4177**  
**MESH COVERED COTTON TWILL**

STRUCTURED 6 PANEL  
LOW PROFILE PRE-CURVED PEAK  
SHORT TOUCH STRAP



**4025**  
**SPORTS TWILL MILITARY CAP**

PRE-CURVED PEAK  
SHORT TOUCH STRAP

**2763**  
ROLLED DOWN MICRO  
FLEECE BEANIE



**2765**  
CABLE KNIT ROLL  
DOWN BEANIE



**4189**  
CABLE KNIT BEANIE





**4235**  
MICRO FLEECE BEANIE



**4243**  
ACRYLIC BEANIE



**4253**  
ROLL DOWN ACRYLIC & POLAR  
FLEECE BEANIE



**4259**  
SKULL ACRYLIC BEANIE  
WITH STRIPES



**4244**  
ROLLED DOWN  
ACRYLIC BEANIE



**2758**  
POLAR FLEECE BEANIE

**2762**  
**ROLLED DOWN 100% COTTON**  
**BEANIE**

WITH FLEECE LINING

DELIVERY MAY BE LONGER THAN STANDARD  
TIME DUE TO COMPLEX STYLE



**2620**  
**ROLL DOWN CABLE KNIT BEANIE**

DEEP FIT



**2766**  
**CABLE KNIT ROLL**  
**DOWN BEANIE**





**4195**

**TWO TONE CABLE KNIT BEANIE**



**2617**

**ACRYLIC BEANIE**

DEEP FIT



**2622**

**PRINTABLE BEANIE**



**2619**

**LUMINESCENT  
CABLE KNIT BEANIE**

DEEP FIT



**2621**

**ROLL DOWN  
CABLE KNIT BEANIE**

DEEP & WIDE FIT

**2623**

**SNOOD CABLE KNIT BEANIE**



**2764**  
**ROLL DOWN ACRYLIC STRIPED BEANIE**

**2618**

**ROLL DOWN ACRYLIC BEANIE**





**4188**  
ROLL DOWN TWO TONE  
ACRYLIC BEANIE



**3025**  
LUMINESCENT SAFETY BEANIE

MICRO FLEECE



**3027**  
LUMINESCENT SAFETY  
ACRYLIC BEANIE

TWO TONE



**3028**  
LUMINESCENT SAFETY  
ACRYLIC BEANIE



**2757**  
ROLLED DOWN  
100% COTTON BEANIE

DELIVERY MAY BY LONGER THAN STANDARD TIME  
DUE TO COMPLEX STYLE



**4245**  
ACRYLIC BEANIE  
WITH PEAK





**2759**  
**BRUSHED HEAVY COTTON VISOR**  
WITH PEAK INSERTS

SHORT TOUCH STRAP



**2760**  
**BRUSHED HEAVY COTTON VISOR**  
WITH SANDWICH TRIM & FLAME EMBROIDERY  
ON CROWN & PEAK

SHORT TOUCH STRAP



**2761**  
**BRUSHED HEAVY COTTON VISOR**  
WITH STRIPES ON CROWN & PEAK

SHORT TOUCH STRAP



**2722**  
**MESH KNIT VISOR**

WITH FABRIC INSERTS AND EMBROIDERY ON PEAK

SANDWICH TRIM  
SHORT TOUCH STRAP



**2723**  
**BRUSHED HEAVY COTTON VISOR**

SHORT TOUCH STRAP



**2724**  
**BRUSHED HEAVY COTTON VISOR**

WITH PEAK INSERT & EMBROIDERY

SHORT TOUCH STRAP



**2787**  
BRUSHED HEAVY COTTON  
TRI COLOUR VISOR

SHORT TOUCH STRAP



**2788**  
BRUSHED HEAVY COTTON VISOR  
WITH PEAK INDENT

SHORT TOUCH STRAP



**2789**  
BRUSHED HEAVY COTTON VISOR  
WITH INSERTS & EMBROIDERY ON CROWN & PEAK

SHORT TOUCH STRAP



**2836**  
**BRUSHED HEAVY COTTON**

WITH FABRIC INSERTS/EMBROIDERY ON PEAK & CROWN

PRE-CURVED PEAK  
SHORT TOUCH STRAP



**4037**  
**BRUSHED HEAVY COTTON**

WITH MAGNETIC BALL MARKER ON PEAK

PRE-CURVED PEAK WITH BALL MARKER  
ELASTIC AND BUCKLE SHORT TOUCH STRAP



**4218**  
**POLO TWILL VISOR**

SANDWICH & LIP

POLO SWEATBAND  
SHORT TOUCH STRAP



**4230**  
BRUSHED HEAVY COTTON VISOR

SANDWICH  
SHORT TOUCH STRAP



**4038**  
SPORTS TWILL  
SPORTS VISOR

SHOE STRING ELASTIC FASTENER



**4151**  
BRUSHED HEAVY SPORTS  
TWILL COVERED EVA VISOR

TOWELLING SWEATBAND



**4130**  
BRUSHED SPORTS  
TWILL BABIES BUCKET HAT

TOUCH CHIN STRAP, 5CM BRIM  
SIZE-(48CM)



**2922**  
BRUSHED HEAVY COTTON  
WITH OPEN SANDWICH

STRUCTURED 6 PANEL  
LOW PROFILE  
PRE-CURVED PEAK  
SHORT TOUCH STRAP



**2890**  
BRUSHED HEAVY  
COTTON  
WITH BACK FLAP & ROPE

STRUCTURED 6 PANEL / LOW PROFILE  
PRE-CURVED PEAK  
SHORT TOUCH STRAP



**2891**  
DOUBLE PIQUE MESH BUCKET HAT

SEWN EYELETS



**2892**  
BRUSHED HEAVY COTTON  
BUCKET HAT

METAL EYELETS  
SIZE XXS OR XS



**2893**  
PREMIUM COTTON  
TWILL BUCKET HAT

WITH CROWN TRIMS

METAL EYELETS  
MEDIUM OR LARGE/XLARGE



**4223**  
BRUSHED SPORTS  
TWILL BUCKET HAT

METAL EYELETS  
MEDIUM OR LARGE/XLARGE



**4132**  
BRUSHED SPORTS  
TWILL INFANTS BUCKET HAT

ELASTIC SIZING BAND & TOGGLE  
5CM BRIM  
ADJUSTABLE SIZE- (50CM TO 46CM)



**4133**  
BRUSHED SPORTS  
TWILL YOUTH BUCKET HAT

ELASTIC SIZING BAND & TOGGLE  
6CM BRIM  
ADJUSTABLE SIZE- (58CM TO 54CM)



**4166**  
CHILDS BRUSHED SPORTS  
TWILL BUCKET HAT

METAL EYELETS  
CHILDS MEDIUM



**4131**  
BRUSHED SPORTS  
TWILL CHILDS BUCKET HAT

ELASTIC SIZING BAND & TOGGLE  
6CM BRIM  
ADJUSTABLE SIZE- (54CM TO 50CM)



**3815**  
ENZYME WASHED BUCKET HAT

LARGE MESH EYELETS MEDIUM OR LARGE/XLARGE



**2897**  
**MICROFIBRE HAT**  
WITH MESH INSERTS

CHIN STRAP  
VARIOUS COLOURS  
S-M-L-XL



**3800**  
**POLY COTTON SLOUCH HAT**

CHIN STRAP 4 SIZES  
VARIOUS COLOURS



**4250**  
**BRUSHED HEAVY SPORTS**  
**TWILL HAT**

POLO SWEATBAND  
FULLY LINED CROWN  
4 SIZES



**3795**  
**CANVAS HAT**

4 SIZES



**3791**  
**CANVAS HAT**

CHIN STRAP 4 SIZES  
VARIOUS COLOURS



**4247**  
**BRUSHED HEAVY COTTON HAT**

CHIN STRAP 4 SIZES  
VARIOUS COLOURS





**4134**  
MICROFIBRE  
ADJUSTABLE  
BUCKET HAT

STRUCTURED BRIM  
SMALL/MEDIUM, LARGE/XLARGE



**2894**  
PREMIUM COTTON  
TWILL LADIES HAT



**3807**  
POLY COTTON CHEF'S CAP

ELASTIC BACKED  
2 SIZES-S/M, L/XL

**3023**  
**LUMINESCENT SAFETY CAP**  
WITH FLAP

STRUCTURED LOW PROFILE  
PRE-CURVED PEAK  
SHORT TOUCH STRAP & ELASTIC



**4057**  
**POLY COTTON LEGIONNAIRE**

5 PANEL SQUARE FRONT  
PLASTIC STRAP



**4129**  
**BRUSHED SPORTS**  
**TWILL INFANTS LEGIONNAIRE**

ELASTIC BACKED

# CONSIDER EYELET + CLOSURE OPTIONS...

## EYELET OPTIONS



### BRASS

C1- BRASS BUCKLE



### TRI-GLIDE

C7- TRI-GLIDE CLOSURE



### SUNDAY

C2- SUNDAY BUCKLE



### 7 HOLES

C8-7 HOLES PLASTIC CLOSURE



### EMBROIDERED

C3- EMBROIDERED SHORT STRAP



### PVC

C9- HI TECH PVC CLOSURE



### SHORT STRAP

C4- SHORT TOUCH STRAP



### SNAP

C6- SNAP CLOSURE



### EMBOSSED

\*C5- EMBOSSED BUCKLE  
(MAY DELAY ORDER BY A WEEK)




### PRINTED

L1- PRINTED EYELETS



### SEWN

L2- SEWN EYELETS



### METAL

L3- METAL EYELETS



### DOUBLE

L4- DOUBLE EYELETS

## CLOSURE OPTIONS

NOTE: SOME ACCESSORIES AND DECORATING TECHNIQUES MAY DELAY DELIVERY. PLEASE CONSULT WITH YOUR HEADWEAR PROFESSIONAL.

CUSTOMISE

# YOU DREAM IT WE'LL BUILD IT

CUSTOMISE HATS, BUCKET HATS, BEANIES & VISORS

MINIMUM ORDER  
**144  
HATS**  
MINIMUM ORDER

**EYELETS**  
SEWN / METAL / ENAMELLED

**BUTTON**  
CLOTH-PLAIN/PRINTED  
METAL-PLAIN/EMBOSSSED



**EMBELLISHMENT**  
EMBROIDED-FLAT OR 3D  
PRINTED / PATCH / APPLIQUE  
PVC BADGE / PLASMA LENS /  
REFLECTIVE

**SEAM STITCHING**  
COLOUR: MATCHING / CONTRASTING /  
TRANSPARENT

**MATERIAL**  
COLOUR FABRIC:  
COTTON / SPORTS TWILL /  
BRUSHED HEAVY COTTON /  
BRUSHED PREMIUM COTTON /  
CHINO TWILL DENIM

**PEAK**  
COLOUR / ROWS OF  
STITCHING / CUSTOM DESIGN  
EMBROIDED/PRINT /  
REFLECTIVE TRIM

**SANDWICH**  
COLOUR / PRINTED OR  
PLAIN / WOVEN

**EMBELLISHMENT**  
EMBROIDED / PRINTED / PVC BADGE / 3D

**TUCK IN SLIT**  
METAL / SEWN / TUCK-IN  
LOOSE / BUCKLE



EMBOSSSED BUCKLES




**RAZOR TAB**  
PRINTED / WOVEN

**CLOSURE**  
COLOUR / MATERIAL / SELF TOUCH  
STRAP / SLIDE BUCKLE / METAL BUCKLE /  
EMBOSSSED BUCKLE / LEATHER OR VINYL /  
PVC RUBBER BADGE / FITTED  
(SEE PREVIOUS PAGE FOR EXAMPLES)




# CUSTOMISATION CHOICES

- STRUCTURED OR UNSTRUCTURED
- EYELETS: MATCH OR CONTRAST
- CUSTOM LABEL OPTIONS
- MATERIAL: COTTON, TWILL, ETC.
- BUTTON OPTIONS
- PEAK OPTIONS
- COLOURS: PANELS AND PEAK
- SEAM STITCHING
- UNDER PEAK: COLOUR, MATERIAL
- DECORATION TYPE
- SEAM TAPING OPTIONS
- SWEATBAND OPTIONS
- PLACEMENT OF DECORATION



**CUSTOM LABEL**  
CHOOSE COLOUR / PRINTED OR WOVEN

**SEAM TAPE**  
COLOUR / PLAIN OR PRINTED / DOUBLE TAPING / CONTRASTING COLOUR



**SWEATBAND**  
CHOOSE COLOUR / PLAIN OR PRINTED



**UNDER PEAK**  
COLOUR / CUSTOM DESIGN / EMBROIDERY/PRINT



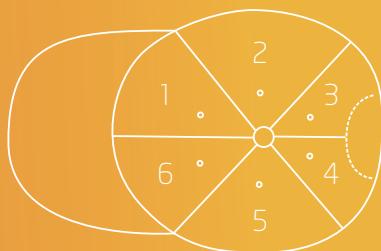
**CUSTOM SANDWICH**  
COLOUR / PRINTED OR PLAIN / WOVEN

## WANT A DIFFERENT DESIGN?

MORE COMPLEX CUSTOM DESIGNS CAN BE CREATED.

SEND SAMPLES, DRAWINGS OR FINISHED CAD DESIGNS TO CREATE YOUR FAVOURITE CAP.

OTHER UNIQUE DESIGNS, CONCEPTS AND STYLES ALREADY CREATED, CAN BE VIEWED AT OUR LIBRARY OF CUSTOM CREATIONS ON OUR WEBSITE.



NOTE: SOME ACCESSORIES AND DECORATING TECHNIQUES MAY DELAY DELIVERY. PLEASE CONSULT WITH YOU HEADWEAR PROFESSIONAL.

# CONTACT YOUR LOCAL HEADWEAR PROFESSIONAL

- ✓ SINCE 1974 YOUR LOCAL HEADWEAR PROFESSIONAL HAS BEEN AT THE FOREFRONT OF THE HEADWEAR INDUSTRY WORLDWIDE.
- ✓ OUR CAPS ARE WORLD RENOWNED FOR THEIR SUPERIOR CRAFTSMANSHIP, AND WITH OUR WORLDWIDE DISTRIBUTION NETWORK WE HAVE NO RIVAL.
- ✓ OUR NETWORK NOW STRETCHES THE GLOBE, WITH WAREHOUSES FULL OF GENERIC HEADWEAR READY TO FILL YOUR ORDERS.



## WE HAVE AN EXTENSIVE WORLDWIDE NETWORK

### ADVANTAGES INCLUDE:

- ✓ CURRENT STYLING AND TRENDS FROM ALL OVER THE GLOBE
- ✓ THE LARGEST NUMBER OF STYLES AND COLOURS AVAILABLE FROM STOCK
- ✓ A CUSTOM PROGRAM SECOND TO NONE
- ✓ OVER 30 YEARS OF EXPERIENCE YOU CAN RELY ON
- ✓ HIGH STANDARD OF QUALITY AND CREATIVITY
- ✓ EXCELLENT COMPETITIVE PRICING

## INVESTED IN QUALITY

YOUR LOCAL HEADWEAR PROFESSIONAL TAKES QUALITY SO SERIOUSLY THAT WE EVEN MAKE OUR OWN MATERIALS.

AS AN EXAMPLE OF OUR DEDICATION TO TOP QUALITY WE ONLY USE 100% USA GROWN COTTON IN OUR COTTON FABRICS.



## OUR PRICE REFLECTS OUR WORLDWIDE BUYING POWER

WE BOAST DEDICATED WORLD CLASS MANUFACTURING FACILITIES WITH OVER 7,000 EMPLOYEES ALL WORKING HARD TO DELIVER YOUR CAPS ON TIME, WITHIN BUDGET, AND AT A QUALITY THAT YOU WILL HAVE TO SEE TO BELIEVE.

## LEADING THE MARKET IN NEW DECORATING TECHNIQUES

YOU, THROUGH YOUR LOCAL HEADWEAR PROFESSIONAL, HAVE AT YOUR DISPOSAL, A WIDE RANGE OF COST EFFECTIVE DECORATING TECHNIQUES FOR BOTH STOCK AND CUSTOM CAPS.

NO LOGO IS TOO HARD - WE CAN FIND YOU A COST EFFECTIVE SOLUTION FOR ANY LOGO, BE IT EMBROIDERY, PRINT, VINYL TRANSFER OR RUBBER BADGE.



## COMMITMENT TO EXCELLENCE

YOUR LOCAL HEADWEAR PROFESSIONAL IS PART OF A TEAM THAT IS COMMITTED TO PROVIDING THE HIGHEST QUALITY HEADWEAR AND SERVICE ON TIME AND WITHIN BUDGET.

WE ARE GUIDED BY THE PHILOSOPHY THAT SUCCESS IS ACHIEVED THROUGH DEDICATION TO PROFESSIONAL EXCELLENCE AND CLIENT SATISFACTION ON EVERY PROJECT.

WE REALIZE THIS COMMITMENT IN OUR WORK BY FOCUSING ON:

- ✓ PARTNERSHIP - WORKING COLLABORATIVELY WITH THE CLIENTS TO FIND SOLUTIONS THAT MEET THEIR INDIVIDUAL NEEDS.
- ✓ INNOVATION - HARNESSING TECHNOLOGY, HUMAN CREATIVITY AND METHODOLOGICAL RIGOR TO TRANSFORM PROBLEMS INTO WORKABLE SOLUTIONS.
- ✓ RESULTS - DELIVERING GOODS AND SERVICES IN A TIMELY FASHION AND EXCEEDING THE EXPECTATIONS OF OUR CLIENTS.

DUSSELDORF, GERMANY  
NAPLES, ITALY  
STOCKHOLM, SWEDEN  
LONDON, MANCHESTER, ENGLAND  
BALTIMORE, UNITED STATES OF AMERICA  
WARSAW, POLAND

TORONTO, CANADA  
HONG KONG, CHINA  
PERTH, MELBOURNE, SYDNEY,  
BRISBANE, ADELAIDE, AUSTRALIA  
AUCKLAND, NEW ZEALAND

